



**murchisonshire**

*Ancient land under brilliant skies*

**Ordinary Council Meeting**

**22 September 2022**

**Minutes Attachments**



**murchison**shire

PO Box 61, Mullewa WA 6630  
T | (08) 9963 7999 F | (08) 9963 7966  
E | [admin@murchison.wa.gov.au](mailto:admin@murchison.wa.gov.au)  
ABN 63 002 218 762  
[murchison.wa.gov.au](http://murchison.wa.gov.au)

# SHIRE OF MURCHISON

## MONTHLY FINANCIAL REPORT

**For the Period Ending 31 July 2022**



RSM Australia Pty Ltd

Level 1, 12 Bayly Street Geraldton WA 6530

PO Box 61 Geraldton WA 6531

T +61 (0) 8 9920 7400

F +61 (0) 8 9920 7450

www.rsm.com.au

## Compilation Report

### To the Council

### Shire of Murchison

#### Scope

We have compiled the accompanying special purpose financial statements.

The specific purpose for which the special purpose financial report has been prepared is to provide information relating to the financial performance and financial position of the Shire that satisfies the information needs of the Council and the *Local Government Act 1995* and associated regulations.

#### The responsibility of the Shire

The Shire is solely responsible for the information contained in the special purpose financial report and have determined that the accounting policies used are consistent and are appropriate to satisfy the requirements of the Council and the *Local Government Act 1995* and associated regulations.

#### Our responsibility

On the basis of information provided by the Shire, we have compiled the accompanying special purpose financial statements in accordance with the significant accounting policies adopted as set out in Note 1 to the financial statements and APES 315: Compilation of Financial Information.

Our procedures use accounting expertise to collect, classify and summarise the financial information, which the Management provided, into a financial report. Our procedures do not include any verification or validation procedures. No audit or review has been performed and accordingly no assurance is expressed.

To the extent permitted by law, we do not accept liability for any loss or damage which any person, other than the Shire of Murchison, may suffer arising from negligence on our part.

This report was prepared for the benefit of the Council of the Shire of Murchison and the purpose identified above. We do not accept responsibility to any other person for the content of the report.

Signed at GERALDTON

Date 17<sup>th</sup> September 2022

Travis Bate  
RSM Australia Pty Ltd  
Chartered Accountants

**THE POWER OF BEING UNDERSTOOD**

AUDIT | TAX | CONSULTING

RSM Australia Pty Ltd is a member of the RSM network and trades as RSM. RSM is the trading name used by the members of the RSM network. Each member of the RSM network is an independent accounting and consulting firm which practices in its own right. The RSM network is not itself a separate legal entity in any jurisdiction.

RSM Australia Pty Ltd ACN 009 321377 a/l/Birds and Practice Trust ABN 63 319 302 479 trading as RSM

Liability limited by a scheme approved under Professional Standards Legislation

**SHIRE OF MURCHISON**  
**MONTHLY FINANCIAL REPORT**  
**For the Period Ending 31 July 2022**  
[CONTENTS PAGE](#)

**General**

Compilation Report

Executive Summary

**Note**

**Financial Statements**

Statement of Financial Activity by Nature or Type

Statement of Financial Activity by Program

Statement of Capital Acquisitions and Funding

**Notes to the Statement of Financial Activity**

Significant Accounting Policies

Note 1

Explanation of Material Variances

Note 2

Net Current Funding Position

Note 3

Cash and Investments

Note 4

Trust Fund

Note 5

Receivables

Note 6

Cash Backed Reserves

Note 7

Capital Disposals

Note 8

Capital Acquisitions

Note 9

Rating Information

Note 10

Information on Borrowings

Note 11

Grants and Contributions

Note 12

Budget Amendments

Note 13

**SHIRE OF MURCHISON**  
**MONTHLY FINANCIAL REPORT**  
**For the Period Ending 31 July 2022**  
**EXECUTIVE SUMMARY**

**Statement of Financial Activity**

Statements are presented on pages 5 and 6 showing a surplus/(deficit) as at 31 July 2022 of \$1,107,211

**Significant Revenue and Expenditure**

	Collected / Completed %	Annual Budget \$	YTD Budget \$	YTD Actual \$
<b>Significant Projects</b>				
Capex - Provision of Solar Power	0%	1,100,000	91,666	-
Capex - Beringarra-Cue Rd - Convert To Gravel	0%	850,000	70,833	-
Carn-Mul Rd 245.04 - 254.10 Reconstruct Resheet Prep	15%	640,412	53,364	98,636
Carn-Mul Rd 208.68 - 241.74 Reconstruct & Widen variou	0%	721,203	60,097	-
Road Plant Purchases	0%	610,000	-	-
Capex Roads Construction General	0%	535,188	44,598	-
	2%	4,456,803	320,558	98,636
<b>Grants, Subsidies and Contributions</b>				
Operating grants, subsidies and contributions	2%	14,838,098	340,945	270,835
Non-operating grants, subsidies and contributions	12%	1,938,566	161,545	240,000
	3%	16,776,664	502,490	510,835
<b>Rates Levied</b>				
	0%	623,919	-	-

% - Compares current YTD actuals to the Annual Budget

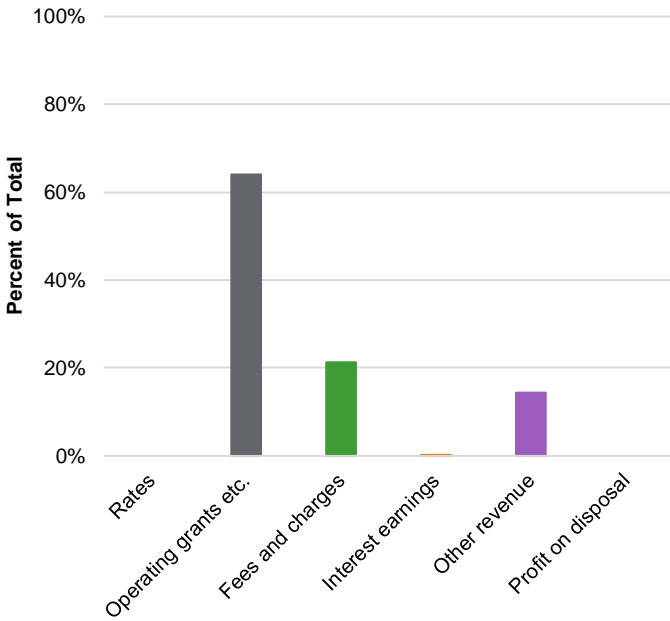
**Financial Position**

Account	Difference to Prior Year %	Current Year 31 Jul 22 \$	Prior Year 31 Jul 21 \$
Adjusted net current assets	22,971%	1,107,211	4,820
Cash and equivalent - unrestricted	224%	2,300,327	1,027,927
Cash and equivalent - restricted	145%	10,317,335	7,128,983
Receivables - rates	13%	74,989	562,530
Receivables - other	32%	64,423	199,601
Payables	80%	1,548,148	1,930,303

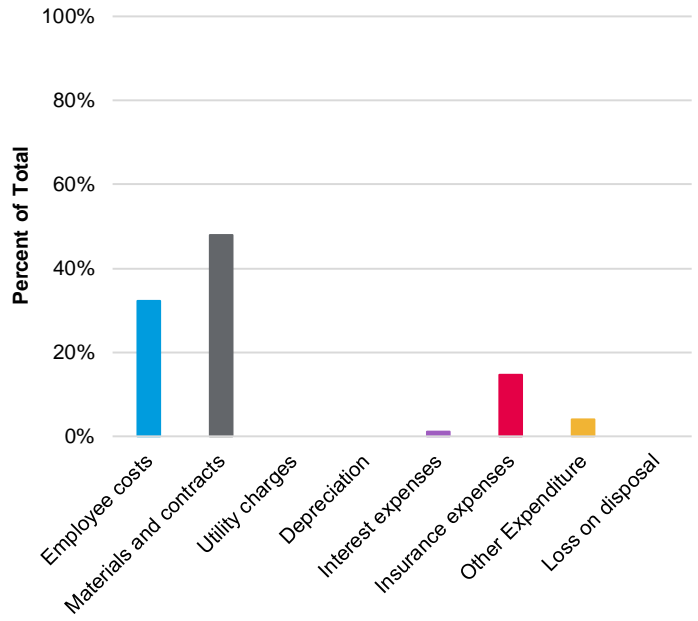
% - Compares current YTD actuals to prior year actuals

**SHIRE OF MURCHISON**  
**MONTHLY FINANCIAL REPORT**  
 For the Period Ending 31 July 2022  
**SUMMARY GRAPHS**

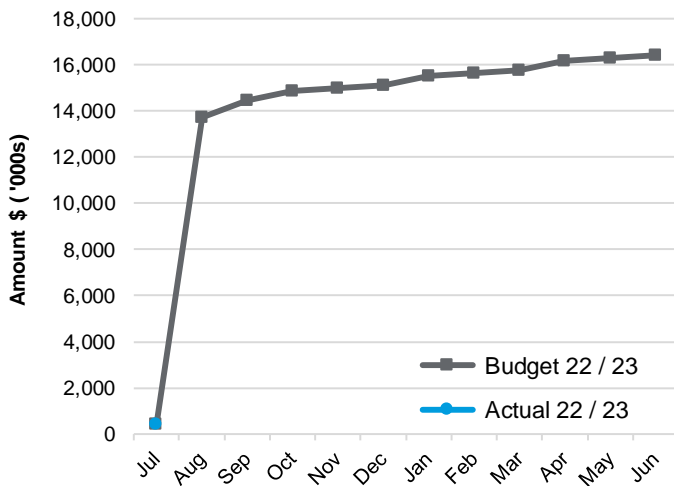
**Operating Income**



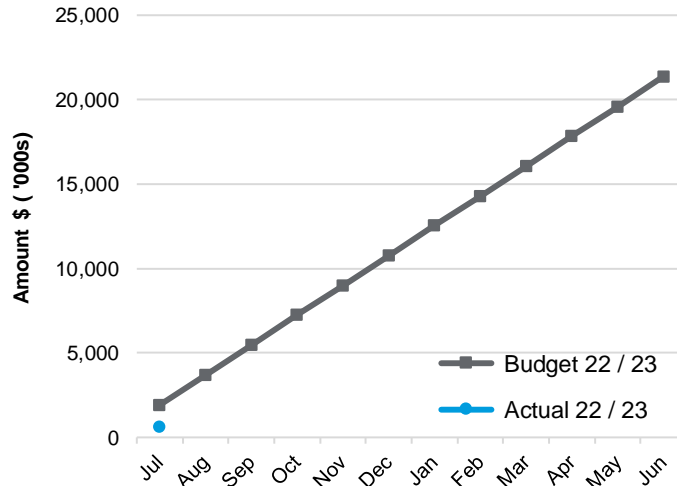
**Operating Expenditure**



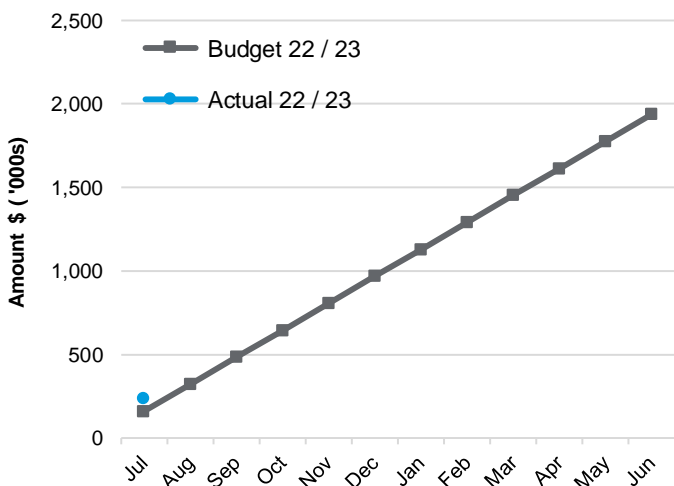
**Operating Revenues**



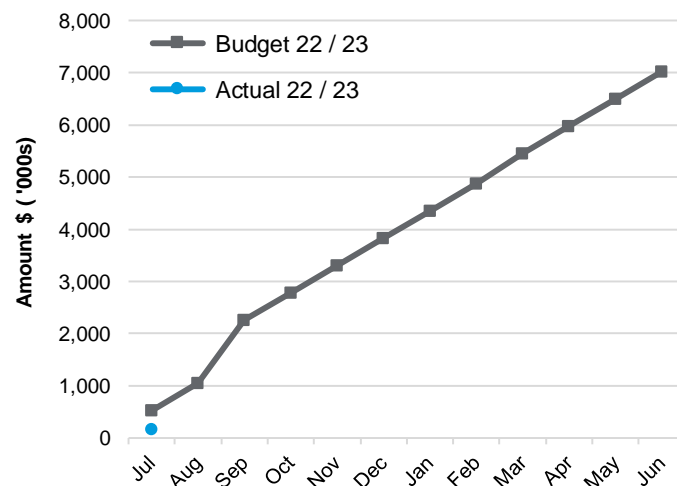
**Operating Expenses**



**Capital Revenues - Investing**



**Capital Expenses**



**SHIRE OF MURCHISON**  
**STATEMENT OF FINANCIAL ACTIVITY**  
**For the Period Ending 31 July 2022**  
**REPORTING PROGRAM**

	Note	Annual Budget \$	YTD Budget \$	YTD Actual \$	Var* \$	Var* %
<b>Opening Funding Surplus / (Deficit)</b>	3	481,440	481,440	1,235,939		
<b>Revenue from Operating Activities</b>						
Governance		28,000	2,333	5,751	3,418	147%
General purpose funding		1,886,401	307,354	1,038	(306,316)	(100%)
Law, order and public safety		9,050	753	4,404	3,651	485%
Health		-	-	-	-	
Education and welfare		250	20	-	(20)	(100%)
Housing		-	-	1,866	1,866	
Community amenities		300	25	-	(25)	(100%)
Recreation and culture		8,960	739	646	(93)	(13%)
Transport		13,425,651	20,610	246,505	225,895	1,096%
Economic services		955,840	79,651	162,691	83,040	104%
Other property and services		100,000	8,333	-	(8,333)	(100%)
		<b>16,414,452</b>	<b>419,818</b>	<b>422,901</b>		
<b>Expenditure from Operating Activities</b>						
Governance		(799,520)	(143,239)	(102,096)	41,143	29%
General purpose funding		(27,168)	(2,261)	(5,558)	(3,297)	(146%)
Law, order and public safety		(88,659)	(9,969)	(9,375)	594	6%
Health		(40,939)	(3,157)	(5,479)	(2,322)	(74%)
Education and welfare		(9,827)	(572)	(293)	279	49%
Housing		(82,966)	(6,868)	(2,051)	4,817	70%
Community amenities		(180,039)	(12,480)	(17,091)	(4,611)	(37%)
Recreation and culture		(415,274)	(34,586)	(34,532)	54	0%
Transport		(17,695,659)	(1,484,534)	(70,915)	1,413,619	95%
Economic services		(2,038,294)	(170,982)	(198,904)	(27,922)	(16%)
Other property and services		-	(50,223)	(167,224)	(117,001)	(233%)
		<b>(21,378,345)</b>	<b>(1,918,871)</b>	<b>(613,520)</b>		
<b>Excluded Non-cash Operating Activities</b>						
Depreciation and amortisation		3,520,116	293,331	-		
(Profit) / loss on asset disposal	8	-	-	-		
<b>Net Amount from Operating Activities</b>		<b>(1,443,777)</b>	<b>(1,205,722)</b>	<b>(190,618)</b>		
<b>Investing Activities</b>						
Grants, subsidies and contributions	12(b)	1,938,566	161,545	240,000	78,455	49%
Proceeds from disposal of assets	8	59,000	4,917	-	(4,917)	(100%)
Land and buildings	9(a)	(1,165,000)	(97,081)	(1,436)	95,645	99%
Plant and equipment	9(b)	(680,000)	-	(65,800)	(65,800)	
Furniture and equipment	9(c)	(114,000)	(9,498)	-	9,498	100%
Infrastructure - roads	9(c)	(3,667,079)	(305,577)	(98,636)	206,941	68%
Infrastructure - other	9(d)	(1,395,000)	(112,082)	(11,360)	100,722	90%
<b>Net Amount from Investing Activities</b>		<b>(5,023,513)</b>	<b>(357,776)</b>	<b>62,768</b>		
<b>Financing Activities</b>						
Proceeds from long term borrowings	11(a)	950,000	-	-	-	
Repayment of debentures	11(a)	(200,599)	-	-	-	
Transfer from reserves	7	5,804,223	-	-	-	
Transfer to reserves	7	(553,800)	-	(878)	(878)	
<b>Net Amount from Financing Activities</b>		<b>5,999,824</b>	<b>-</b>	<b>(878)</b>		
<b>Closing Funding Surplus / (Deficit)</b>	3	<b>13,974</b>	<b>(1,082,058)</b>	<b>1,107,211</b>		

\* - Note 2 provides an explanation for the relevant variances shown above.

This statement needs to be read in conjunction with the accompanying Financial Statements and Notes.

SHIRE OF MURCHISON  
STATEMENT OF FINANCIAL ACTIVITY  
For the Period Ending 31 July 2022

NATURE OR TYPE

	Note	Annual Budget \$	YTD Budget \$	YTD Actual \$	Var* \$	Var* %	Var
<b>Opening Funding Surplus / (Deficit)</b>	3	481,440	481,440	1,235,939			
<b>Revenue from Operating Activities</b>							
Rates	10	623,919	-	-	-		
Grants, subsidies and contributions	12(a)	14,838,098	340,945	270,835	(70,110)	(21%)	▼
Fees and charges		625,445	52,118	90,128	38,010	73%	▲
Interest earnings		45,000	3,291	1,038	(2,253)	(68%)	
Other revenue		281,990	23,464	60,900	37,436	160%	▲
Profit on disposal of assets	8	-	-	-	-		
		<b>16,414,452</b>	<b>419,818</b>	<b>422,901</b>			
<b>Expenditure from Operating Activities</b>							
Employee costs		(1,311,381)	(130,386)	(197,884)	(67,498)	(52%)	▼
Materials and contracts		(16,146,635)	(1,340,563)	(294,091)	1,046,472	78%	▲
Depreciation on non-current assets		(3,520,116)	(293,331)	-	293,331	100%	▲
Interest expenses		(47,061)	(1,040)	(6,884)	(5,844)	(562%)	
Insurance expenses		(184,439)	(142,246)	(89,915)	52,331	37%	▲
Other expenditure		(168,713)	(11,305)	(24,746)	(13,441)	(119%)	▼
Loss on disposal of assets	8	-	-	-	-		
		<b>(21,378,345)</b>	<b>(1,918,871)</b>	<b>(613,520)</b>			
<b>Excluded Non-cash Operating Activities</b>							
Depreciation and amortisation		3,520,116	293,331	-			
(Profit) / loss on asset disposal		-	-	-			
<b>Net Amount from Operating Activities</b>		<b>(1,443,777)</b>	<b>(1,205,722)</b>	<b>(190,618)</b>			
<b>Investing Activities</b>							
Grants, subsidies and contributions	12(b)	1,938,566	161,545	240,000	78,455	49%	▲
Proceeds from disposal of assets	8	59,000	4,917	-	(4,917)	(100%)	
Land and buildings	9(a)	(1,165,000)	(97,081)	(1,436)	95,645	99%	▲
Plant and equipment	9(b)	(680,000)	-	(65,800)	(65,800)		
Furniture and equipment	9(c)	(114,000)	(9,498)	-	9,498	100%	
Infrastructure - roads	9(c)	(3,667,079)	(305,577)	(98,636)	206,941	68%	▲
Infrastructure - other	9(d)	(1,395,000)	(112,082)	(11,360)	100,722	90%	
<b>Net Amount from Investing Activities</b>		<b>(5,023,513)</b>	<b>(357,776)</b>	<b>62,768</b>			
<b>Financing Activities</b>							
Proceeds from Long Term Borrowings	11(a)	950,000	-	-			
Repayment of debentures	11(a)	(200,599)	-	-			
Transfer from reserves	7	5,804,223	-	-			
Transfer to reserves	7	(553,800)	-	(878)	(878)		
<b>Net Amount from Financing Activities</b>		<b>5,999,824</b>	<b>-</b>	<b>(878)</b>			
<b>Closing Funding Surplus / (Deficit)</b>	3	<b>13,974</b>	<b>(1,082,058)</b>	<b>1,107,211</b>			

\* - Note 2 provides an explanation for the relevant variances shown above.

This statement needs to be read in conjunction with the accompanying Financial Statements and Notes.



SHIRE OF MURCHISON  
 STATEMENT OF CAPITAL ACQUISITIONS AND FUNDING  
 For the Period Ending 31 July 2022  
**CAPITAL ACQUISITIONS AND FUNDING**

<b>Asset Group</b>	<b>Note</b>	<b>Annual Budget \$</b>	<b>YTD Actual Total \$</b>
Land and buildings	9(a)	1,165,000	1,436
Plant and equipment	9(b)	680,000	65,800
Furniture and equipment	9(c)	114,000	-
Infrastructure - roads	9(c)	3,667,079	98,636
Infrastructure - other	9(d)	1,395,000	11,360
<b>Total Capital Expenditure</b>		<b>7,021,079</b>	<b>177,232</b>
<b>Capital Acquisitions Funded by:</b>			
Capital grants and contributions		1,938,566	177,232
Borrowings		-	-
Other (disposals and c/fwd)		59,000	-
Council contribution - from reserves		2,521,000	-
Council contribution - operations		2,502,513	0
<b>Total Capital Acquisitions Funding</b>		<b>7,021,079</b>	<b>177,232</b>

**SHIRE OF MURCHISON**  
**NOTES TO THE STATEMENT OF FINANCIAL ACTIVITY**  
**For the Period Ending 31 July 2022**

**1. SIGNIFICANT ACCOUNTING POLICIES**

This report is prepared to meet the requirements of *Local Government (Financial Management) Regulations 1996 Regulation 34*.

The material variance adopted by the Shire of Murchison for the 2022/23 year is \$10,000 or 10%, whichever is greater. Items considered to be of material variance are disclosed in Note 2.

The statements and accompanying notes are prepared based on all transactions recorded at the time of preparation and may vary due to transactions being processed for the reporting period after the date of preparation. The preparation also requires management to make judgements, estimates and assumptions which effect the application of policies and the reported amounts in the statements and notes. These estimated figures are based on historical experience or other factors believed to be reasonable under the circumstances. Therefore, the actual results may differ from these reported amounts.

Actual and Budget comparatives are presented in year to date format unless otherwise stated. The Adopted Budget is used in the report until superseded by the Budget Review.

**Preparation**

Prepared by: Kate Peacock  
 Reviewed by: Travis Bate  
 Date prepared: 17 Sep 22

**(a) Basis of Preparation**

The following financial statements are special purpose financial statements that have been prepared in accordance with the Australian Accounting Standards, Authoritative Interpretations, the *Local Government Act 1995*, and regulations, within the context in which they relate to local governments and not-for-profit entities.

This report is prepared to meet the requirements of *Local Government (Financial Management) Regulations 1996 Regulation 34*.

With the exception of the cash flow statement and rate setting information, the following report has been prepared on an accrual basis with balances measured at historical cost unless subject to fair value adjustments. Items subject to fair value adjustments include certain non-current assets, financial assets, and financial liabilities. Items such as assets, liabilities, equity, income and expenses have been recognised in accordance with the definitions and recognition criteria set out in the Framework for the Preparation and Presentation of Financial Statements.

These financial statements comply with, and supersede, the Australian Accounting Standards with the *Local Government (Financial Management) Regulations 1996* where applicable. Further information is provided in Note 1(i).

The functional and presentation currency of the report is Australian dollars.

**(b) The Local Government Reporting Entity**

The Australian Accounting Standards define local government as a reporting entity which can be a single entity or a group comprising a parent and all its subsidiaries. All funds controlled by the Shire in order to provide its services have formed part of the following report. Transactions and balances related to these controlled funds, such as transfers to and from reserves, were eliminated during the preparation of the report.

Funds held in Trust, which are controlled but not owned by the Shire, do not form part of the financial statements. Further information on the Shire funds in Trust are provided in Note 5.

**(c) Rounding of Amounts**

The Shire is an entity to which the *Local Government (Financial Management) Regulations 1996* applies and, accordingly amounts in the financial report have been rounded to the dollar except for amounts shown as a rate in the dollar. Where total assets exceed \$10,000,000 in the prior audited annual financial report, the amounts may be rounded to the nearest \$1,000.

**SHIRE OF MURCHISON**  
**NOTES TO THE STATEMENT OF FINANCIAL ACTIVITY**  
**For the Period Ending 31 July 2022**

**1. SIGNIFICANT ACCOUNTING POLICIES (Continued)**

**(d) Goods and Services Tax (GST)**

Revenue, expenses and assets are recognised net of the amount of goods and services tax (GST), except where the amount of GST incurred is not recoverable from the Australian Taxation Office (ATO).

Receivables and payables are stated inclusive of GST where applicable.

**(e) Cash and Cash Equivalents**

Cash and cash equivalents normally include cash on hand, bonds and deposits, overdrafts, excess rates, unspent grant funds, on call deposits and term deposits with maturities equal to or less than three months. Cash and cash equivalents are typically characterised as highly liquid investments with little risk of experiencing material changes in value. Further information is provided in Note 1(f).

**(f) Financial Instruments**

**Other financial assets at amortised cost**

The Shire classifies financial assets at amortised cost if both of the following criteria are met:

- the asset is held within a business model whose objective is to collect the contractual cashflows, and
- the contractual terms give rise to cash flows that are solely payments of principal and interest.

**Financial assets at fair value through profit and loss**

The Shire classifies the following financial assets at fair value through profit and loss:

- debt investments which do not qualify for measurement at either amortised cost or fair value through other comprehensive income.
- equity investments which the Shire has not elected to recognise fair value gains and losses through other comprehensive income.

**Financial liabilities**

Financial liabilities are recognised at fair value when the Shire becomes a party to the contractual provisions to the instrument.

Non-derivative financial liabilities (excluding financial guarantees) are subsequently measured at amortised cost. Gains or losses are recognised in profit or loss.

Financial liabilities are derecognised where the related obligations are discharged, cancelled or expired. The difference between the carrying amount of the financial liability extinguished or transferred to another party and the fair value of the consideration paid, including the transfer of non-cash assets or liabilities assumed, is recognised in profit or loss.

Borrowing costs are recognised as an expense when incurred except where they are directly attributable to the acquisition, construction or production of a qualifying asset. Where this is the case, they are capitalised as part of the cost of the particular asset until such time as the asset is substantially ready for its intended use or sale.

**Loans and Receivables**

Loans and receivables are non-derivative financial assets with fixed or determinable payments that are not quoted in an active market. They arise principally through the provision of goods and services to customers but also incorporate other types of contractual monetary assets.

After initial recognition these are measured at amortised cost using the effective interest method, less provision for impairment. Any change in their value is recognised in the statement of comprehensive income.

In some circumstances, the Shire renegotiates repayment terms with customers which may lead to changes in the timing of the payments, the Shire does not necessarily consider the balance to be impaired, however assessment is made on a case-by-case basis.

**SHIRE OF MURCHISON**  
**NOTES TO THE STATEMENT OF FINANCIAL ACTIVITY**  
**For the Period Ending 31 July 2022**

**1. SIGNIFICANT ACCOUNTING POLICIES (Continued)**  
**(f) Financial Instruments (Continued)**

**Impairment of Financial Assets**

At the end of the annual reporting period the Shire assesses whether there is any objective evidence that a financial asset or group of financial assets is impaired.

If there is objective evidence that an impairment loss on financial assets carried at amortised cost has been incurred, the amount of the loss is measured as the difference between the asset's carrying amount and the present value of the estimated future cash flows discounted at the financial assets original effective interest rate.

Impairment of loans and receivables are reduced through the use of an allowance account, all other impairment losses on financial assets at amortised cost are taken directly to the asset. Subsequent recoveries of amounts previously written off are credited against other expenses in the statement of comprehensive income.

**(g) Inventories**

**General**

Inventories are measured at the lower of cost and net realisable value. Net realisable value is the estimated selling price in the ordinary course of business less the estimated costs related to completion and its sale.

**Land Held for Resale**

Land held for development and sale is valued at the lower of cost and net realisable value. Cost includes the cost of acquisition, development, borrowing costs and holding costs until completion of development. Finance costs and holding charges incurred after development is completed are expensed. Gains and losses are recognised in profit or loss at the time of signing an unconditional contract of sale if significant risks and rewards, and effective control over the land, are passed on to the buyer at this point. Land held for sale is classified as current except where it is held as non-current based on Council's intentions to release for sale.

**(h) Fixed Assets**

Each class of fixed assets within either plant and equipment or infrastructure, is carried at cost or fair value less, where applicable, any accumulated depreciation and impairment losses.

**Initial recognition and measurement between mandatory revaluation dates**

Assets for which the fair value as at the date of acquisition is under \$5,000 are not recognised as an asset in accordance with *Local Government (Financial Management) Regulation 17A (5)*. These assets are expensed immediately.

Where multiple individual low value assets are purchased together as part of a larger asset or collectively forming a larger asset exceeding the threshold, the individual assets are recognised as one asset and capitalised.

In relation to this initial measurement, cost is determined as the fair value of the assets given as consideration plus costs incidental to the acquisition. For assets acquired at no cost or for nominal consideration, cost is determined as fair value at the date of acquisition. The cost of non-current assets constructed by the Shire includes the cost of all materials used in construction, direct labour on the project and an appropriate proportion of variable and fixed overheads.

Individual assets acquired between initial recognition and the next revaluation of the asset class in accordance with the mandatory measurement framework, are recognised at cost and disclosed as being at fair value as management believes cost approximates fair value. They are subject to subsequent revaluations at the next anniversary date in accordance with the mandatory measurement framework.

**SHIRE OF MURCHISON**  
**NOTES TO THE STATEMENT OF FINANCIAL ACTIVITY**  
**For the Period Ending 31 July 2022**

**1. SIGNIFICANT ACCOUNTING POLICIES (Continued)**

**(h) Fixed Assets (Continued)**

**Revaluation**

The fair value of land, buildings, infrastructure and investment properties is determined at least every five years in accordance with the regulatory framework. This includes buildings and infrastructure items which were pre-existing improvements (i.e. vested improvements) on vested land acquired by the Shire.

At the end of each period the valuation is reviewed and where appropriate the fair value is updated to reflect current market conditions. This process is considered to be in accordance with *Local Government (Financial Management) Regulation 17A (2)* which requires land, buildings, infrastructure, investment properties and vested improvements to be shown at fair value.

Increases in the carrying amount arising on revaluation of assets are credited to a revaluation surplus in equity. Decreases that offset previous increases of the same class of asset are recognised against revaluation surplus directly in equity. All other decreases are recognised in profit or loss.

**Land under roads**

As a result of amendments to the *Local Government (Financial Management) Regulations 1996*, effective from 1 July 2019, vested land, including land under roads, are treated as right-of-use assets measured at zero cost. Therefore, the previous inconsistency with AASB 1051 in respect of non-recognition of land under roads acquired on or after 1 July 2008 has been removed, even though measurement at zero cost means that land under roads is still not included in the statement of financial position.

**Vested improvements from 1 July 2019**

The measurement of vested improvements at fair value in accordance with *Local Government (Financial Management) Regulation 17A(2)(iv)* is a departure from AASB 16 which would have required the Shire to measure the vested improvements as part of the related right-of-use assets at zero cost.

**(i) Depreciation of Non-current Assets**

Fixed assets, excluding freehold land, are depreciated on a straight-line basis over the asset's useful life to the Shire, commencing when the asset is ready for use. The estimated useful lives used for each class of depreciable asset are shown below in years:

<b>Asset Class</b>	<b>Useful life</b>
Buildings & Improvements	7 to 90 years
Furniture and equipment	3 to 25 years
Plant and equipment	5 to 20 years
Sealed roads and streets	
formation	not depreciated
pavement	12 years
seal	10 years
- bituminous seals	20 years
- asphalt surfaces	25 years
Gravel roads	
formation	not depreciated
pavement	45 years
Footpaths	10 years
Culverts	60 years
Signs	20 years
Stock Grids	80 years
Floodways	21 years
Water supply piping and drainage systems	75 years
Bridges	80 years

At the end of each annual reporting period, the depreciation method, useful life and residual value of each asset is reviewed. Any revisions are accounted for prospectively as a change in estimate.

**Land Under Local Government Control**

Regulation 16 in the *Local Government (Financial Management) Regulations 1996* prohibits certain assets to be included in the financial report of a local government and require other assets to be included. The regulation therefore supersedes the reporting requirements of AASB 1051 *Land Under Roads (p.15)* and AASB 116 *Property, Plant and*

**SHIRE OF MURCHISON**  
**NOTES TO THE STATEMENT OF FINANCIAL ACTIVITY**  
**For the Period Ending 31 July 2022**

**1. SIGNIFICANT ACCOUNTING POLICIES (Continued)**

**(j) Trade and Other Payables**

Trade and other payables are unpaid current liabilities owed for goods and services provided to the Shire prior to the end of the financial year. The amounts are unsecured and are normally paid within 30 days of recognition.

**(k) Employee Benefits**

Provision is made for the Shire's liability for employee benefits arising from services rendered by employees to the end of the annual reporting period. Employee benefits that are expected to be wholly settled within one year are measured at the amounts expected to be paid when the liability is settled.

Employee benefits expected to be settled more than one year after the end of the reporting period have been measured at the present value of the estimated future cash outflows to be made for those benefits. In determining the liability, consideration is given to employee wage increases and the probability that the employee may satisfy vesting requirements. Cashflows are discounted using market yields on 10 year Australia Government Bonds. Changes in the measurement of the liability are recognised in the statement of comprehensive income.

**(l) Interest-bearing Loans and Borrowings**

All loans and borrowings are initially recognised at the fair value of the consideration received less directly attributable transaction costs. Subsequent measurement is at amortised cost using the effective interest method. The annual government guarantee fee is expensed in the year incurred.

Borrowings are classified as current liabilities unless the Council has an unconditional right to defer settlement of the liability for at least 12 months after the balance sheet date.

**Borrowing Costs**

Borrowing costs that are directly attributable to the acquisition, construction or production of a qualifying asset are capitalised as part of the cost of that asset. All other borrowing costs are recognised as an expense in the period in which they are incurred.

**(m) Provisions**

Provisions are recognised when: The Shire has a present legal or constructive obligation as a result of past events; it is more likely than not that an outflow of resources will be required to settle the obligation; and the amount has been reliably estimated. Provisions are not recognised for future operating losses. Where there are a number of similar obligations, the likelihood that an outflow will be required in settlement is determined by considering the class of obligations as a whole. A provision is recognised even if the likelihood of an outflow with respect to any one of item included in the same class of obligations may be small.

**(n) Contract Liabilities**

Contract liabilities represent the Shire's obligation to transfer goods or services to a customer for which the Shire has received consideration from the customer.

With respect to transfers for recognisable non-financial assets, contract liabilities represent performance obligations which are not yet satisfied.

Contract liabilities are recognised as revenue when the performance obligations in the contract are satisfied.

**(o) Current and Non-current Classification**

The report classifies current and non-current balances as defined by the *Local Government (Financial Management) Regulations 1996*, AASB 101 *Presentation of Financial Statements*, or by another applicable regulation or interpretation.

**(p) Nature or Type Classifications**

**Rates**

All rates levied under the *Local Government Act 1995*. Includes general, differential, specific area rates, minimum rates, interim rates, back rates, ex-gratia rates, less discounts offered. Exclude administration fees, interest on instalments, interest on arrears and service charges.

**Operating Grants, Subsidies and Contributions**

Refer to all amounts received as grants, subsidies and contributions that are not non-operating grants.

**SHIRE OF MURCHISON**  
**NOTES TO THE STATEMENT OF FINANCIAL ACTIVITY**  
**For the Period Ending 31 July 2022**

**1. SIGNIFICANT ACCOUNTING POLICIES (Continued)**

**(p) Nature or Type Classifications (Continued)**

**Non-operating Grants, Subsidies and Contributions**

Amounts received specifically for the acquisition, construction of new or the upgrading of non-current assets paid to a local government, irrespective of whether these amounts are received as capital grants, subsidies, contributions or donations.

**Profit on Asset Disposal**

Profit on the disposal of assets including gains on the disposal of long term investments. Losses are disclosed under the expenditure classifications.

**Fees and Charges**

Revenues (other than service charges) from the use of facilities and charges made for local government services, sewerage rates, rentals, hire charges, fee for service, photocopying charges, licences, sale of goods or information, fines, penalties and administration fees.

**Service Charges**

Service charges imposed under *Division 6 of Part 6 of the Local Government Act 1995*. Regulation 54 of the *Local Government (Financial Management) Regulations 1996* identifies these as television and radio broadcasting, underground electricity and neighbourhood surveillance services. Excluding rubbish removal charges, interest and other items of a similar nature received from bank and investment accounts, interest on rate instalments, interest on rate arrears and interest on debtors.

**Interest Earnings**

Interest and other items of a similar nature received from bank and investment accounts, interest on rate instalments, interest on rate arrears and interest on debtors.

**Other Revenue / Income**

Other revenue, which can not be classified under the above headings, includes dividends, discounts, rebates etc.

**Employee Costs**

All costs associated with the employment of a person such as salaries, wages, allowances, benefits such as vehicle and housing, superannuation, employment expenses, removal expenses, relocation expenses, worker's compensation insurance, training costs, conferences, safety expenses, medical examinations, fringe benefit tax, etc.

**Materials and Contracts**

All expenditures on materials, supplies and contracts not classified under other headings. These include supply of goods and materials, legal expenses, consultancy, maintenance agreements, communication expenses, advertising expenses, membership, periodicals, publications, hire expenses, rental, leases, postage and freight etc. Local governments may wish to disclose more detail such as contract services, consultancy, information technology, rental or lease expenditures.

**Utilities (Gas, Electricity, Water, etc.)**

Expenditures made to the respective agencies for the provision of power, gas, water and communication expenses. Exclude expenditures incurred for the reinstatement of roadwork on behalf of these agencies.

**Insurance**

All insurance other than worker's compensation and health benefit insurance included as a cost of employment.

**Loss on Asset Disposal**

Loss on the disposal of fixed assets.

**Depreciation on Non-current Assets**

Depreciation expense raised on all classes of assets.

**Interest Expenses**

Interest and other costs of finance paid, including costs of finance for loan debentures, overdraft accommodation and refinancing expenses.

**Other Expenditure**

Statutory fees, taxes, provision for bad debts, member's fees or State taxes, donations and subsidies made to community groups.

**SHIRE OF MURCHISON**  
**NOTES TO THE STATEMENT OF FINANCIAL ACTIVITY**  
**For the Period Ending 31 July 2022**

**1. SIGNIFICANT ACCOUNTING POLICIES (Continued)**

**(q) Program Classifications (Function / Activity)**

Council operations as disclosed in these financial statements encompass the following service orientated activities/programs.

**GOVERNANCE**

Administration and operation of facilities and services to members of Council. Other costs that relate to the task of assisting elected members and electors on matters which do not concern specific Council services.

**GENERAL PURPOSE FUNDING**

Rates, general purpose government grants and interest revenue.

**LAW, ORDER AND PUBLIC SAFETY**

Supervision of various by-laws, fire prevention and animal control.

**HEALTH**

Monitor health control standards within the community, provide support and assistance with airstrips to enable all residents access to the Royal Flying Doctor for regular and emergency health services.

**EDUCATION AND WELFARE**

Support of education facilities within the Shire and of any external resources necessary to assist with education programmes for all residents.

**HOUSING**

Provision and maintenance of staff housing.

**COMMUNITY AMENITIES**

Maintain a refuse site for the settlement.

**RECREATION AND CULTURE**

Provide a library and museum and operation there of. Maintain recreation centre, sports field, parks, gardens and other recreational facilities.

**TRANSPORT**

Construction and maintenance of roads, drainage works and traffic signs. Maintenance of the settlement airstrip.

**ECONOMIC SERVICES**

Building control, provision of power and water supplies. Supply and maintenance of television re-broadcasting installation. Provision of radio communication. Maintenance of caravan park. Vermin control and area promotion.

**OTHER PROPERTY AND SERVICES**

Private works operations, plant repairs and operation costs.



## SHIRE OF MURCHISON

## NOTES TO THE STATEMENT OF FINANCIAL ACTIVITY

For the Period Ending 31 July 2022

## 1. SIGNIFICANT ACCOUNTING POLICIES (Continued)

## (r) Revenue Recognition Policy

Recognition of revenue is dependant on the source of revenue and the associated terms and conditions associated with each source of revenue and recognised as follows:

Revenue Category	Nature of goods and services	When obligations typically satisfied	Payment terms	Returns / Refunds / Warranties	Determination of transaction price	Allocating transaction price	Measuring obligations for returns	Timing of revenue recognition
Rates	General Rates	Over time	Payment dates adopted by Council during the year	None	Adopted by council annually	When taxable event occurs	Not applicable	When rates notice is issued
Service charges	Charge for specific service	Over time	Payment dates adopted by Council during the year	Refund in event monies are unspent	Adopted by council annually	When taxable event occurs	Not applicable	When rates notice is issued
Grant contracts with customers	Community events, minor facilities, research, design, planning evaluation and services	Over time	Fixed terms transfer of funds based on agreed milestones and reporting	Contract obligation if project not complete	Set by mutual agreement with the customer	Based on the progress of works to match performance obligations	Returns limited to repayment of transaction price of terms breached	Output method based on project milestones and/or completion date matched to performance obligations as inputs are shared
Grants, subsidies or contributions for the construction of non-financial assets	Construction or acquisition of recognisable non-financial assets to be controlled by the local government	Over time	Fixed terms transfer of funds based on agreed milestones and reporting	Contract obligation if project not complete	Set by mutual agreement with the customer	Based on the progress of works to match performance obligations	Returns limited to repayment of transaction price of terms breached	Output method based on project milestones and/or completion date matched to performance obligations as inputs are shared
Grants with no contract commitments	General appropriations and contributions with no reciprocal commitment	No obligations	Not applicable	Not applicable	Cash received	On receipt of funds	Not applicable	When assets are controlled
Licences/ Registrations/ Approvals	Building, planning, development and animal management, having the same nature as a licence regardless of naming.	Single point in time	Full payment prior to issue	None	Set by State legislation or limited by legislation to the cost of provision	Based on timing of issue of the associated rights	No refunds	On payment and issue of the licence, registration or approval
Pool inspections	Compliance safety check	Single point in time	Equal proportion based on an equal annually fee	None	Set by State legislation	Apportioned equally across the inspection cycle	No refunds	After inspection complete based on a 4 year cycle

## SHIRE OF MURCHISON

## NOTES TO THE STATEMENT OF FINANCIAL ACTIVITY

For the Period Ending 31 July 2022

## 1. SIGNIFICANT ACCOUNTING POLICIES (Continued)

## (r) Revenue Recognition Policy (Continued)

Revenue Category	Nature of goods and services	When obligations typically satisfied	Payment terms	Returns / Refunds / Warranties	Determination of transaction price	Allocating transaction price	Measuring obligations for returns	Timing of revenue recognition
Other inspections	Regulatory Food, Health and Safety	Single point in time	Full payment prior to inspection	None	Set by State legislation or limited by legislation to the cost of provision	Applied fully on timing of inspection	Not applicable	Revenue recognised after inspection event occurs
Property hire and entry	Use of halls and facilities	Single point in time	In full in advance	Refund if event cancelled within 7 days	Adopted by council annually	Based on timing of entry to facility	Returns limited to repayment of transaction price	On entry or at conclusion of hire
Fees and charges for other goods and services	Cemetery services, library fees, reinstatements and private works	Single point in time	Payment in full in advance	None	Adopted by council annually	Applied fully based on timing of provision	Not applicable	Output method based on provision of service or completion of works
Sale of stock	Roadhouse fuel & kiosk sales.	Single point in time	In full in advance, on 15 day credit	Refund for faulty goods	Adopted by council policy & annual fees and charges review, set by mutual agreement	Applied fully based on timing of provision	Returns limited to repayment of transaction price	Output method based on goods
Commissions	Commissions on licencing and ticket sales	Over time	Payment in full on sale	None	Set by mutual agreement with the customer	On receipt of funds	Not applicable	When assets are controlled
Reimbursements	Insurance claims	Single point in time	Payment in arrears for claimable event	None	Set by mutual agreement with the customer	When claim is agreed	Not applicable	When claim is agreed

SHIRE OF MURCHISON  
 NOTES TO THE STATEMENT OF FINANCIAL ACTIVITY  
 For the Period Ending 31 July 2022

2. EXPLANATION OF MATERIAL VARIANCES

Variations which have exceeded the thresholds are listed below by Program. Significant variances within the Program are listed underneath it by Nature or Type.

The material variance adopted by Council for the 2022/23 year is \$10,000 and 10%.

Nature or Type	Var	Var	Var	Timing / Permanent	Explanation of Variance
Operating Revenues	\$	%			
Operating Grants, Subsidies and Contributions	(70,110)	(21%)	▼	Timing	Budget profile for FAGS grants
Fees and Charges	38,010	73%	▲	Timing	Primarily related to above budget Roadhouse Fuel Sales \$32,000 and accommodation and camping \$6,000.
Other Revenue	37,436	160%	▲	Timing	Roadhouse shop sales \$33,000 above budget.
Non Operating Grants, Subsidies and Contributions	78,455	49%	▲	Timing	MRWA specific grant received \$240,000, offset by budget profile of other grants.

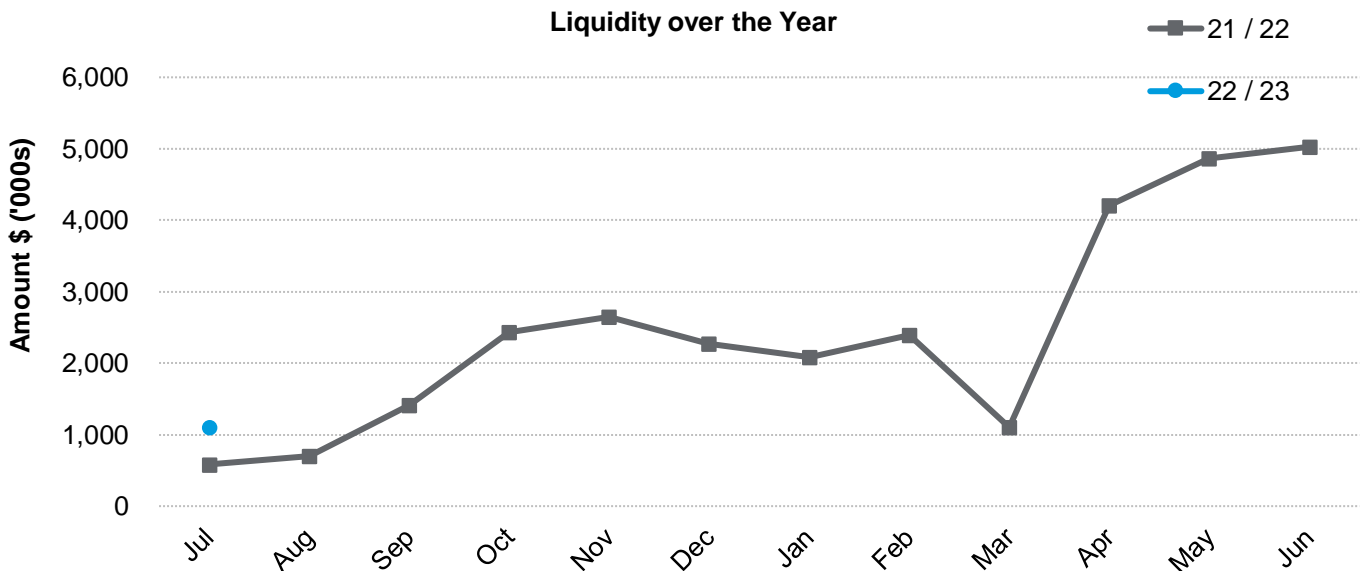
Operating Expense

Employee Costs	(67,498)	(52%)	▼	Timing	Timing of budget profile.
Materials and contracts	1,046,472	78%	▲	Timing	Primarily related to timing of Flood Damage works.
Depreciation on Non-current Assets	293,331	100%	▲	Timing	Depreciation will not be run until 2022 audit completed.
Insurance Expenses	52,331	37%	▲	Timing	Timing of budget profile.
Other expenditure	(13,441)	(119%)	▼	Timing	Timing of payment of Elected Member sitting fees. Accrual to be raised at 30 June 2022.

**SHIRE OF MURCHISON**  
**NOTES TO THE STATEMENT OF FINANCIAL ACTIVITY**  
**For the Period Ending 31 July 2022**

**3. NET CURRENT FUNDING POSITION**

	Note	Current Month 31 Jul 22 \$	Prior Year Closing 30 Jun 22 \$	This Time Last Year 31 Jul 21 \$
<b>Current Assets</b>				
Cash unrestricted	4	2,300,327	2,143,867	1,027,927
Cash restricted	4	10,317,335	10,316,457	7,128,983
Receivables - rates	6(a)	74,989	74,989	562,530
Receivables - sundry	6(b)	64,423	62,021	199,601
Receivables - other		317,391	265,368	-
Provision for doubtful debts		(22,417)	(22,417)	-
Other current assets		-	-	143,889
Inventories		146,067	135,938	-
<b>Total Current Assets</b>		<b>13,198,115</b>	<b>12,976,223</b>	<b>9,062,930</b>
<b>Current Liabilities</b>				
Payables - sundry		(537,790)	(276,821)	(1,620,805)
Payables - other		(374,359)	(285,638)	-
Deposits and bonds		(423,933)	(423,880)	-
Contract liabilities		(303,004)	(303,004)	(308,322)
Loan liabilities	11(a)	90,938	90,938	(1,176)
<b>Total Payables</b>		<b>(1,548,148)</b>	<b>(1,198,405)</b>	<b>(1,930,303)</b>
Provisions		(134,483)	(134,483)	(134,483)
<b>Total Current Liabilities</b>		<b>(1,682,631)</b>	<b>(1,332,888)</b>	<b>(2,064,786)</b>
Less: cash reserves	7	(10,317,335)	(10,316,457)	(7,128,983)
Less: movement in provisions (non current)		-	-	134,483
Less: Self-supporting loan		-	-	-
Add: loan principal (current)		(90,938)	(90,938)	1,176
Add: trust transactions to municipal		-	-	-
<b>Net Funding Position - Surplus / (Deficit)</b>		<b>1,107,211</b>	<b>1,235,939</b>	<b>4,820</b>



**SHIRE OF MURCHISON**  
**NOTES TO THE STATEMENT OF FINANCIAL ACTIVITY**  
**For the Period Ending 31 July 2022**

**4. CASH AND FINANCIAL ASSETS**

	<b>Unrestricted</b>	<b>Restricted</b>	<b>Total</b>	<b>Institution</b>	<b>Interest</b>	<b>Maturity</b>
	<b>\$</b>	<b>\$</b>	<b>\$</b>		<b>Rate</b>	<b>Date</b>
<b>Cash</b>					<b>%</b>	
Murchison Community Fund	415,217		415,217	Westpac	Variable	N/A
Municipal	280,754		280,754	Westpac	Variable	N/A
Cash On Hand	500	-	500	Cash on hand	Nil	N/A
Muni Short Term Investment	1,251,874		1,251,874	Westpac	Variable	N/A
Roadhouse	344,576		344,576	Westpac	Variable	N/A
CSIRO	7,406		7,406	Westpac	Variable	N/A
Reserve Funds		10,317,335	10,317,335	Westpac	Variable	N/A
<b>Total Cash and Financial Assets</b>	<b>2,300,327</b>	<b>10,317,335</b>	<b>12,617,662</b>			

**5. TRUST FUND**

There are no funds held at balance date over which the Shire has no control

**SHIRE OF MURCHISON**  
**NOTES TO THE STATEMENT OF FINANCIAL ACTIVITY**  
 For the Period Ending 31 July 2022

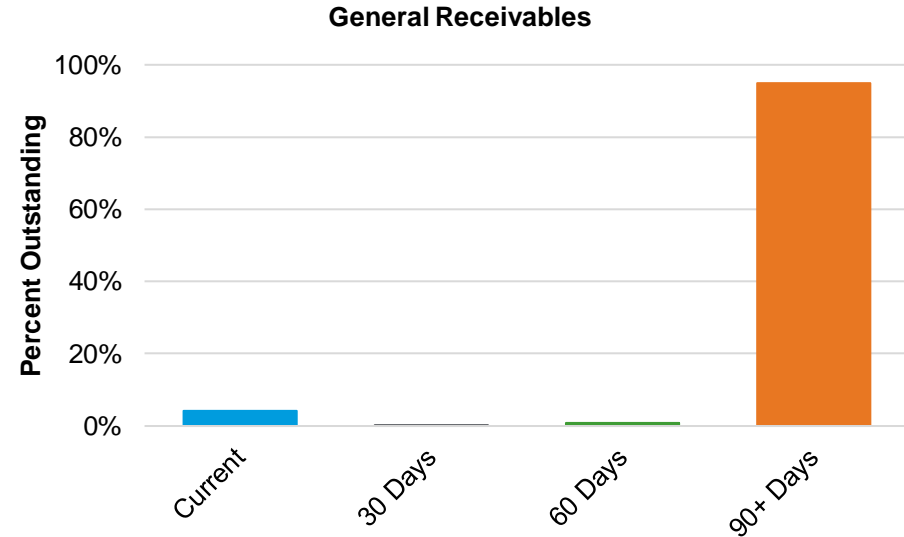
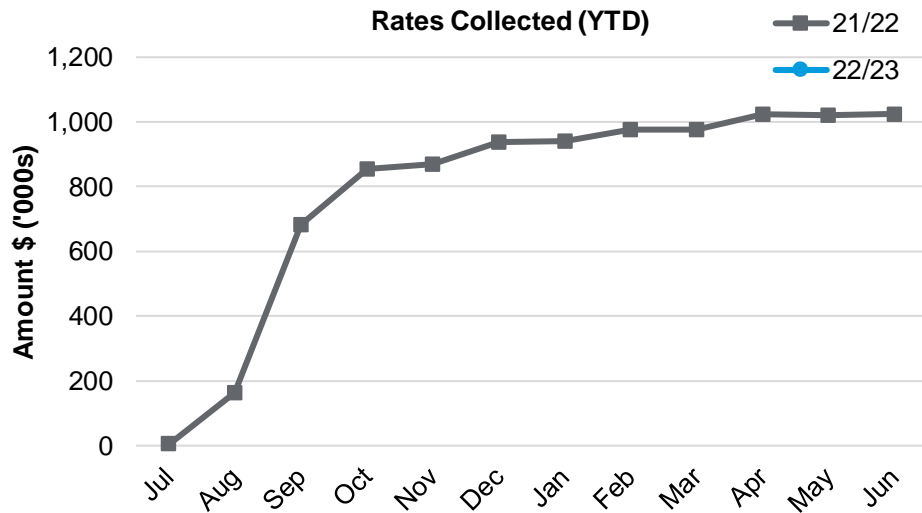
**6. RECEIVABLES**

**(a) Rates Receivable**

	31 Jul 22
	\$
Rates receivables	74,989
<b>Total Rates Receivable Outstanding</b>	<b>74,989</b>
Closing balances - prior year	74,989
Rates levied this year	-
Closing balances - current month	(74,989)
<b>Total Rates Collected to Date</b>	<b>-</b>

**(b) General Receivables**

	31 Jul 22
	\$
Current	2,702
30 Days	20
60 Days	550
90+ Days	61,151
<b>Total General Receivables Outstanding</b>	<b>64,423</b>



**Comments / Notes**

Rubbish fees included in YTD graph

**Comments / Notes**

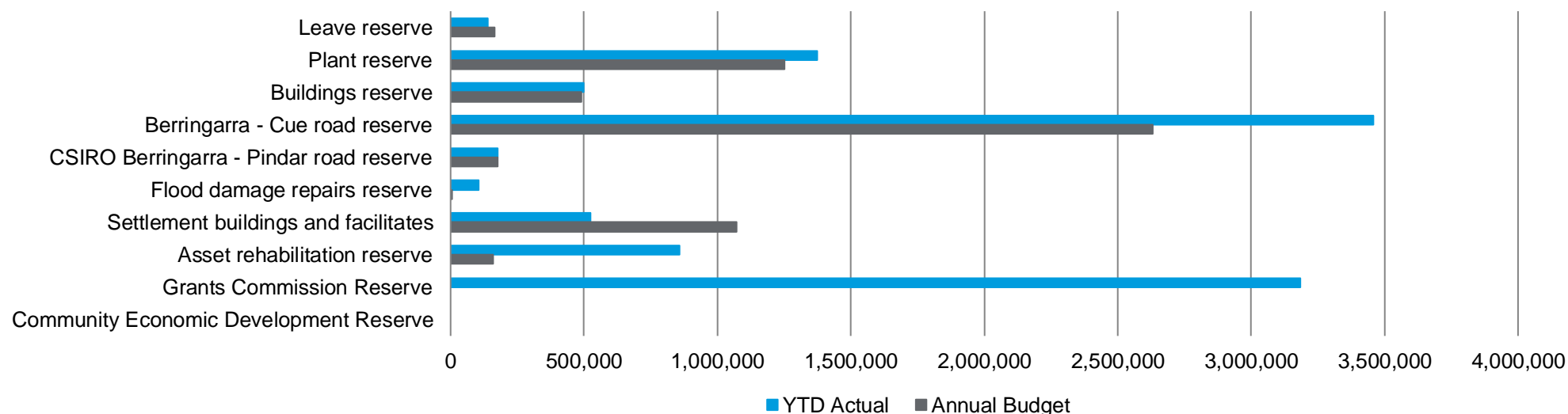
Amounts shown above include GST (where applicable)

**SHIRE OF MURCHISON**  
**NOTES TO THE STATEMENT OF FINANCIAL ACTIVITY**  
**For the Period Ending 31 July 2022**

**7. CASH BACKED RESERVES**

Reserve Name	Annual Budget				YTD Actual			
	Balance	Transfers	Transfer	Balance	Balance	Transfers	Transfer	Balance
	01 Jul 22	from	to	30 Jun 23	01 Jul 22	from	to	31 Jul 22
	\$	\$	\$	\$	\$	\$	\$	\$
Leave reserve	139,147	-	25,700	164,847	139,148	-	27	139,175
Plant reserve	1,372,758	(621,000)	500,000	1,251,758	1,372,758	-	-	1,372,758
Buildings reserve	488,635	-	2,700	491,335	499,636	-	97	499,733
Berringarra - Cue road reserve	3,457,923	(850,000)	24,000	2,631,923	3,457,924	-	34	3,457,958
CSIRO Berringarra - Pindar road reserve	176,024	-	900	176,924	176,024	-	-	176,024
Flood damage repairs reserve	105,969	(100,000)	500	6,469	105,969	-	-	105,969
Settlement buildings and facilities	1,822,857	(750,000)	-	1,072,857	522,857	-	102	522,959
Asset rehabilitation reserve	458,912	(300,000)	-	158,912	858,912	-	-	858,912
Grants Commission Reserve	3,183,223	(3,183,223)	-	-	3,183,223	-	618	3,183,841
Community Economic Development Reserve	-	-	-	-	-	-	-	-
<b>Total Cash Backed Reserves</b>	<b>11,205,448</b>	<b>(5,804,223)</b>	<b>553,800</b>	<b>5,955,025</b>	<b>10,316,451</b>	<b>-</b>	<b>878</b>	<b>10,317,329</b>

Annual Budget v YTD Actual



SHIRE OF MURCHISON  
 NOTES TO THE STATEMENT OF FINANCIAL ACTIVITY  
 For the Period Ending 31 July 2022

8. DISPOSAL OF ASSETS

Annual Budget

	WDV \$	Proceeds \$	Profit \$	(Loss) \$
<b>Transport</b>				
<b>Plant and Equipment</b>				
P024 Water Tanker Trailer	24,000	24,000	-	-
P15006 Truck - Isuzu NPR 65/45	10,000	10,000	-	-
P16063 2016 Toyota Prado	25,000	25,000	-	-
<b>Total Disposal of Assets</b>	<b>59,000</b>	<b>59,000</b>	-	-
<b>Total Profit or (Loss)</b>				<b>-</b>

YTD Actual

	WDV \$	Proceeds \$	Profit \$	(Loss) \$
<b>Other Property &amp; Services</b>				
<b>Motor Vehicle</b>				
	-	-	-	-
				-
				-
				-
<b>Total Disposal of Assets</b>	-	-	-	-
<b>Total Profit or (Loss)</b>				<b>-</b>



SHIRE OF MURCHISON  
 NOTES TO THE STATEMENT OF FINANCIAL ACTIVITY  
 For the Period Ending 31 July 2022

9. CAPITAL ACQUISITIONS

(a) Land and Buildings

Funding Source	Annual Budget \$	YTD Budget \$	YTD Actual \$	YTD Variance \$	% Complete
<b>Community Amenities</b>					
Container Deposit Shed	10,000	833	-	833	0%
<b>Economic Services</b>					
F Capex - New Caravan Park Ablution Block	350,000	29,166	-	29,166	0%
Capex - Roadhouse Residence	425,000	35,416	-	35,416	0%
Staff Accommodation Units	250,000	20,833	-	20,833	0%
<b>Housing</b>					
Capex - Renovation 6 Kurara Way	115,000	9,583	1,436	8,147	1%
<b>Transport</b>					
Depot Buildings & Improvements	15,000	1,250	-	1,250	0%
<b>Total Land and Buildings</b>	<b>1,165,000</b>	<b>97,081</b>	<b>1,436</b>	<b>95,645</b>	

(a) Furniture & Equipment

Funding Source	Annual Budget \$	YTD Budget \$	YTD Actual \$	YTD Variance \$	% Complete
<b>Governance</b>					
Council Chambers Communications Gear/Tables	15,000	1,250	-	1,250	0%
Server Replacement	32,000	2,666	-	2,666	0%
<b>Economic Services</b>					
Cap Ex Point Of Sale System Roadhouse	22,000	1,833	-	1,833	0%
Capex - Washing Machines	15,000	1,250	-	1,250	0%
Roadhouse Appliances	20,000	1,666	-	1,666	0%
Roadhouse Furniture	10,000	833	-	833	0%
<b>Total Furniture &amp; Equipment</b>	<b>114,000</b>	<b>9,498</b>	<b>-</b>	<b>9,498</b>	

(b) Plant and Equipment

Funding Source	Annual Budget \$	YTD Budget \$	YTD Actual \$	YTD Variance \$	% Complete
<b>Law, Order and Public Safety</b>					
Slip on Fire Units	-	-	65,800	(65,800)	#DIV/0!
<b>Transport</b>					
Road Plant Purchases	610,000	-	-	-	0%
<b>Governance</b>					
Administration Vehicles Purchases	70,000	-	-	-	0%
<b>Total Plant and Equipment</b>	<b>680,000</b>	<b>-</b>	<b>65,800</b>	<b>(65,800)</b>	

SHIRE OF MURCHISON  
 NOTES TO THE STATEMENT OF FINANCIAL ACTIVITY  
 For the Period Ending 31 July 2022

9. CAPITAL ACQUISITIONS (Continued)

(b) Infrastructure - Roads

	Funding Source	Annual Budget	YTD Budget	YTD Actual	YTD Variance	% Complete
		\$	\$	\$	\$	
<b>Transport</b>						
	Tourism Information Bays & Signage	30,000	2,500	-	2,500	0%
	Capex Roads Construction General	535,188	44,598	-	44,598	0%
	Carn-Mul Rd 245.04 - 254.10 Reconstruct Resheet Prep for St	640,412	53,364	98,636	(45,272)	15%
	Capex Grids General	120,000	10,000	-	10,000	0%
	Carn-Mul Rd 208.68 - 241.74 Reconstruct & Widen various se	721,203	60,097	-	60,097	0%
	Beri-Pindar Rd Wreath Flowers Works	152,040	12,668	-	12,668	0%
	Beri-Pindar Rd 288.05 - 309.50 Resheet incl Floodways	368,236	30,684	-	30,684	0%
	Carn-Mul Rd 82.62 - 83.54 & 86.90 - 88.05 Resheet incl Flood	250,000	20,833	-	20,833	0%
	Capex - Beringarra-Cue Rd - Convert To Gravel	850,000	70,833	-	70,833	0%
		<b>3,667,079</b>	<b>305,577</b>	<b>98,636</b>	<b>206,941</b>	
<b>Total Infrastructure - Roads</b>		<b>3,667,079</b>	<b>305,577</b>	<b>98,636</b>	<b>206,941</b>	

(d) Infrastructure - Other

	Funding Source	Annual Budget	YTD Budget	YTD Actual	YTD Variance	% Complete
		\$	\$	\$	\$	
<b>Recreation &amp; Culture</b>						
	Sports Club Access Upgrade	15,000	1,250	-	1,250	0%
<b>Economic Services</b>						
	Roadhouse & C/V Park Precinct Works	20,000	1,666	-	1,666	0%
	Capex - Provision of Solar Power	1,100,000	91,666	-	91,666	0%
	Improvements To drinking Water reticulation	180,000	15,000	11,360	3,640	6%
<b>Community Amenities</b>						
	Cap-Ex - New Rubbish Tip	50,000	-	-	-	0%
	Cap Ex - Niche Wall For Settlement Cemetery	30,000	2,500	-	2,500	0%
		<b>1,395,000</b>	<b>112,082</b>	<b>11,360</b>	<b>100,722</b>	
<b>Total Infrastructure - Other</b>		<b>1,395,000</b>	<b>112,082</b>	<b>11,360</b>	<b>100,722</b>	

**Total Capital Expenditure**

<b>7,021,079</b>	<b>524,238</b>	<b>177,232</b>	<b>347,006</b>
------------------	----------------	----------------	----------------

SHIRE OF MURCHISON  
NOTES TO THE STATEMENT OF FINANCIAL ACTIVITY  
For the Period Ending 31 July 2022

## 10. RATING INFORMATION

	Rateable Value \$	Rate in \$	Number of Properties #	Annual Budget Revenue \$	Rate Revenue \$	Interim Rates \$	Back Rates \$	YTD Actual Revenue \$
<b>General Rates</b>								
UV Pastoral	1,232,909	0.048626	22	59,952	-	-	-	-
UV Mining	1,624,078	0.245523	11	398,748	-	-	-	-
UV Prospecting and exploration	1,486,430	0.093391	44	138,819				
<b>Total General Rates</b>				<b>597,519</b>	-	-	-	-
<b>Minimum Rates</b>								
UV Pastoral	17,304	800	6	4,800	-	-	-	-
UV Mining	-	800	0	-	-	-	-	-
UV Prospecting and exploration	112,974	800	27	21,600				
<b>Total Minimum Rates</b>				<b>26,400</b>	-	-	-	-
<b>Total General and Minimum Rates</b>				<b>623,919</b>	-	-	-	-
<b>Other Rate Revenue</b>								
Facilities fees (Ex Gratia)								-
<b>Total Rate Revenue</b>				<b>623,919</b>				-

SHIRE OF MURCHISON  
 NOTES TO THE STATEMENT OF FINANCIAL ACTIVITY  
 For the Period Ending 31 July 2022

11. INFORMATION ON BORROWINGS

(a) Debenture Repayments

(i) Loan 1 Purchase of Road Plant

	Annual Budget \$	YTD Budget \$	YTD Actual \$
<b>Transport</b>			
Opening balance	15,000	15,000	15,002
Principal payment	(15,000)	-	-
<b>Principal Outstanding</b>	-	<b>15,000</b>	<b>15,002</b>
Interest payment	(490)	-	-
Guarantee fee	-	-	-
<b>Total Principal, Interest and Fees Paid</b>	<b>(15,490)</b>	-	-

(ii) Loan 2 Roadworks in 2020-21

	Annual Budget \$	YTD Budget \$	YTD Actual \$
<b>Transport</b>			
Opening balance	1,908,469	1,908,469	1,908,469
Principal payment	(185,599)	-	-
<b>Principal Outstanding</b>	<b>1,722,870</b>	<b>1,908,469</b>	<b>1,908,469</b>
Interest payment	(34,305)	-	-
Service fee	-	-	-
<b>Total Principal, Interest and Fees Paid</b>	<b>(219,904)</b>	-	-

(iii) Loan 3 MicroGrid Power

	Annual Budget \$	YTD Budget \$	YTD Actual \$
<b>Economic Services</b>			
Opening balance	-	-	-
New Loans	950,000	-	-
Principal payment	-	-	-
<b>Principal Outstanding</b>	<b>950,000</b>	-	-
Interest payment	-	-	-
Service fee	-	-	-
<b>Total Principal, Interest and Fees Paid</b>	-	-	-

<b>Total Principal Outstanding</b>	<b>2,672,870</b>	<b>1,923,469</b>	<b>1,923,471</b>
<b>Total Principal Repayments</b>	<b>(200,599)</b>	-	-

**SHIRE OF MURCHISON**  
**NOTES TO THE STATEMENT OF FINANCIAL ACTIVITY**  
**For the Period Ending 31 July 2022**

**12. GRANTS, SUBSIDIES AND CONTRIBUTIONS**

**(a) Operating Grants, Subsidies and Contributions**

<b>Program / Details</b>	<b>Grant Provider</b>	<b>Annual Budget \$</b>	<b>YTD Budget \$</b>	<b>YTD Actual \$</b>
<b>General Purpose Funding</b>				
F.A.G Grant - General	WALGGC	998,722	249,680	-
F.A.G. Grant - Roads	WALGGC	217,085	54,271	-
<b>Law, Order and Public Safety</b>				
DFES Operating Grant	DFES	8,800	733	4,404
<b>Education and Welfare</b>				
Education & Welfare Revenue		250	20	-
<b>Community Amenities</b>				
Other Community Amenities Revenue		300	25	-
<b>Transport</b>				
MRWA Direct	MRWA	246,431	20,535	246,431
WANDRRA Flood Damage	MRWA	13,178,320	-	-
<b>Economic Services</b>				
Tour Area Prom Revenue		87,690	7,307	20,000
Roadhouse - Other Revenue		500	41	-
<b>Other Property &amp; Services</b>				
Diesel Fuel Rebate		100,000	8,333	-
<b>Total Operating Grants, Subsidies and Contributions</b>		<b>14,838,098</b>	<b>340,945</b>	<b>270,835</b>
<b>(b) Non-operating Grants, Subsidies and Contributions</b>				
<b>Transport</b>				
MRWA Specific	MRWA	360,000	30,000	240,000
Roads to Recovery		565,000	47,083	-
MRWA Black Spot		101,360	8,446	-
LRCIP		910,206	75,850	-
<b>Law, Order and Public Safety</b>				
Fire Prevention Grant		2,000	166	-
<b>Total Non-Operating Grants, Subsidies and Contributions</b>		<b>1,938,566</b>	<b>161,545</b>	<b>240,000</b>
<b>Total Grants, Subsidies and Contributions</b>		<b>16,776,664</b>	<b>502,490</b>	<b>510,835</b>

SHIRE OF MURCHISON  
NOTES TO THE STATEMENT OF FINANCIAL ACTIVITY  
For the Period Ending 31 July 2022

13. BUDGET AMENDMENTS

GL Code	Job Code	Description	Council Resolution	Classification	Increase in Cash	Decrease in Cash	Running Balance
---------	----------	-------------	--------------------	----------------	------------------	------------------	-----------------



**murchison**shire

PO Box 61, Mullewa WA 6630  
T | (08) 9963 7999 F | (08) 9963 7966  
E | [admin@murchison.wa.gov.au](mailto:admin@murchison.wa.gov.au)  
ABN 63 002 218 762  
[murchison.wa.gov.au](http://murchison.wa.gov.au)

# SHIRE OF MURCHISON

## MONTHLY FINANCIAL REPORT

**For the Period Ending 31 August 2022**



RSM Australia Pty Ltd

Level 1, 12 Bayly Street Geraldton WA 6530

PO Box 61 Geraldton WA 6531

T +61 (0) 8 9920 7400

F +61 (0) 8 9920 7450

www.rsm.com.au

## Compilation Report

### To the Council

### Shire of Murchison

#### Scope

We have compiled the accompanying special purpose financial statements.

The specific purpose for which the special purpose financial report has been prepared is to provide information relating to the financial performance and financial position of the Shire that satisfies the information needs of the Council and the *Local Government Act 1995* and associated regulations.

#### The responsibility of the Shire

The Shire is solely responsible for the information contained in the special purpose financial report and have determined that the accounting policies used are consistent and are appropriate to satisfy the requirements of the Council and the *Local Government Act 1995* and associated regulations.

#### Our responsibility

On the basis of information provided by the Shire, we have compiled the accompanying special purpose financial statements in accordance with the significant accounting policies adopted as set out in Note 1 to the financial statements and APES 315: Compilation of Financial Information.

Our procedures use accounting expertise to collect, classify and summarise the financial information, which the Management provided, into a financial report. Our procedures do not include any verification or validation procedures. No audit or review has been performed and accordingly no assurance is expressed.

To the extent permitted by law, we do not accept liability for any loss or damage which any person, other than the Shire of Murchison, may suffer arising from negligence on our part.

This report was prepared for the benefit of the Council of the Shire of Murchison and the purpose identified above. We do not accept responsibility to any other person for the content of the report.

Signed at GERALDTON

Date 17<sup>th</sup> September 2022

Travis Bate  
RSM Australia Pty Ltd  
Chartered Accountants

#### THE POWER OF BEING UNDERSTOOD

AUDIT | TAX | CONSULTING

RSM Australia Pty Ltd is a member of the RSM network and trades as RSM. RSM is the trading name used by the members of the RSM network. Each member of the RSM network is an independent accounting and consulting firm which practices in its own right. The RSM network is not itself a separate legal entity in any jurisdiction.

RSM Australia Pty Ltd ACN 009 321377 a/l/Birds and Practice Trust A/BN 63 319 302 479 trading as RSM

Liability limited by a scheme approved under Professional Standards Legislation



**SHIRE OF MURCHISON**  
**MONTHLY FINANCIAL REPORT**  
**For the Period Ending 31 August 2022**  
**CONTENTS PAGE**

<b>General</b>	<b>Note</b>
Compilation Report	
Executive Summary	
<b>Financial Statements</b>	
Statement of Financial Activity by Nature or Type	
Statement of Financial Activity by Program	
Statement of Capital Acquisitions and Funding	
<b>Notes to the Statement of Financial Activity</b>	
Significant Accounting Policies	Note 1
Explanation of Material Variances	Note 2
Net Current Funding Position	Note 3
Cash and Investments	Note 4
Trust Fund	Note 5
Receivables	Note 6
Cash Backed Reserves	Note 7
Capital Disposals	Note 8
Capital Acquisitions	Note 9
Rating Information	Note 10
Information on Borrowings	Note 11
Grants and Contributions	Note 12
Budget Amendments	Note 13

**SHIRE OF MURCHISON**  
**MONTHLY FINANCIAL REPORT**  
**For the Period Ending 31 August 2022**  
**EXECUTIVE SUMMARY**

**Statement of Financial Activity**

Statements are presented on pages 5 and 6 showing a surplus/(deficit) as at 31 August 2022 of \$2,520,706

**Significant Revenue and Expenditure**

	Collected / Completed %	Annual Budget \$	YTD Budget \$	YTD Actual \$
<b>Significant Projects</b>				
Capex - Provision of Solar Power	0%	1,100,000	183,332	-
Capex - Beringarra-Cue Rd - Convert To Gravel	47%	850,000	141,666	401,447
Carn-Mul Rd 245.04 - 254.10 Reconstruct Resheet Prep	41%	640,412	106,728	264,377
Carn-Mul Rd 208.68 - 241.74 Reconstruct & Widen variou	0%	721,203	120,194	-
Road Plant Purchases	45%	610,000	-	277,157
Capex Roads Construction General	0%	535,188	89,196	-
	21%	4,456,803	641,116	942,981
<b>Grants, Subsidies and Contributions</b>				
Operating grants, subsidies and contributions	18%	14,838,098	13,556,259	2,738,545
Non-operating grants, subsidies and contributions	12%	1,938,566	323,090	240,000
	18%	16,776,664	13,879,349	2,978,545
<b>Rates Levied</b>				
	0%	623,919	-	-

% - Compares current YTD actuals to the Annual Budget

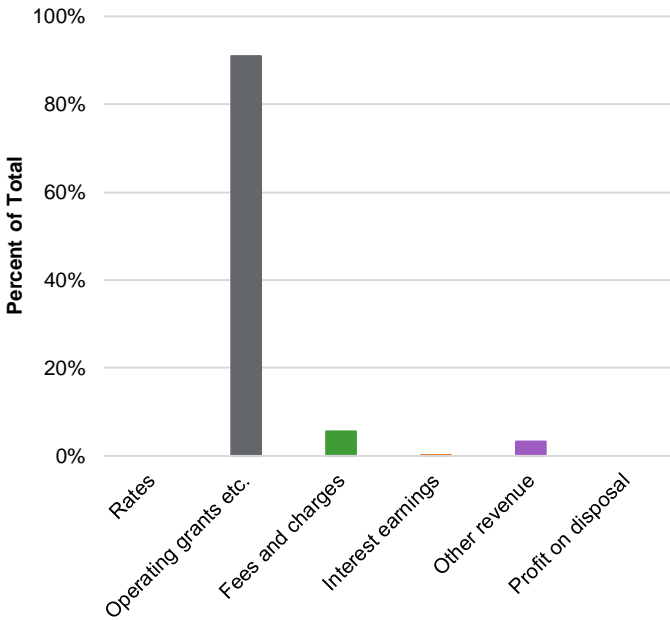
**Financial Position**

Account	Difference to Prior Year %	Current Year 31 Aug 22 \$	Prior Year 31 Aug 21 \$
Adjusted net current assets	364%	2,520,706	693,028
Cash and equivalent - unrestricted	173%	1,434,322	829,584
Cash and equivalent - restricted	145%	10,320,131	7,129,043
Receivables - rates	19%	75,752	399,315
Receivables - other	635%	2,224,623	350,482
Payables	150%	1,525,787	1,017,627

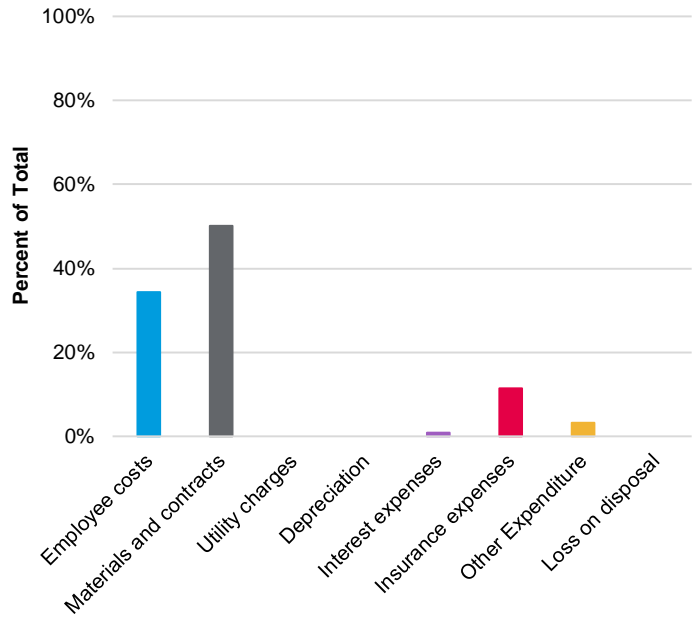
% - Compares current YTD actuals to prior year actuals

**SHIRE OF MURCHISON**  
**MONTHLY FINANCIAL REPORT**  
 For the Period Ending 31 August 2022  
**SUMMARY GRAPHS**

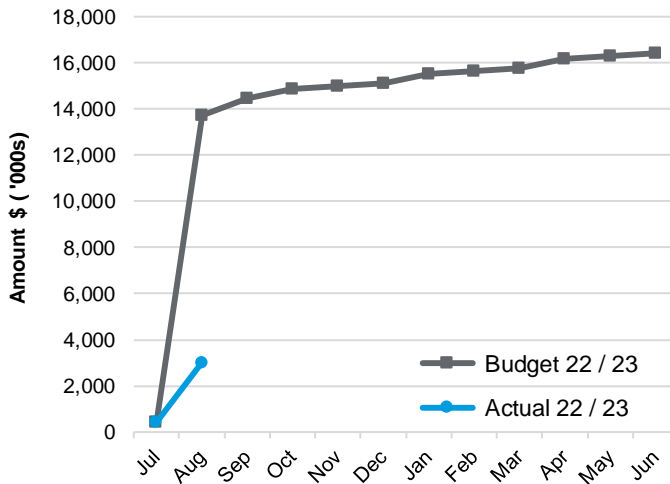
**Operating Income**



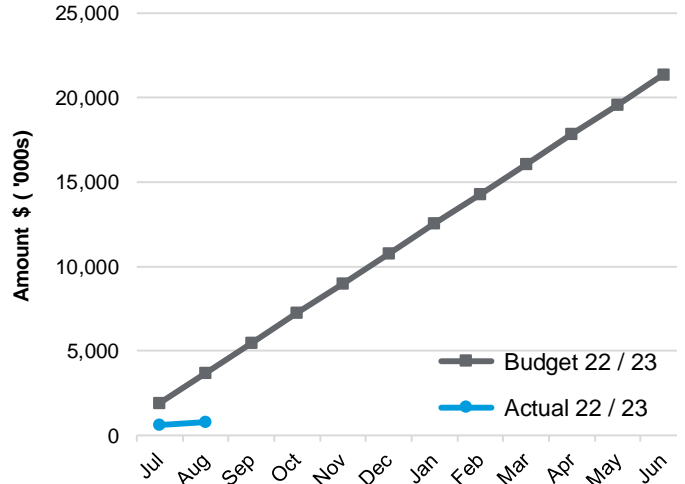
**Operating Expenditure**



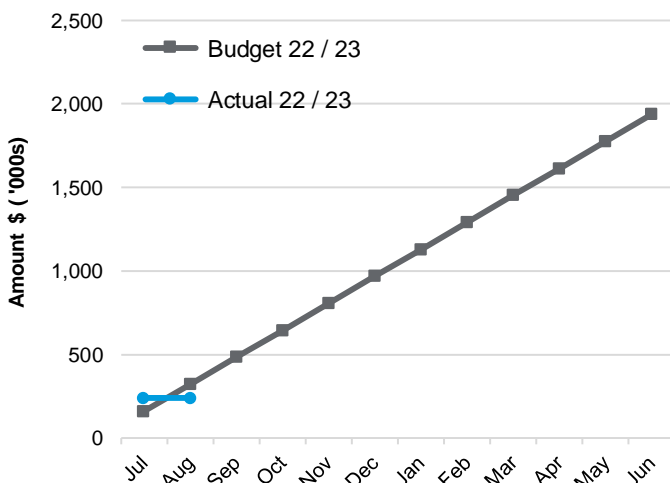
**Operating Revenues**



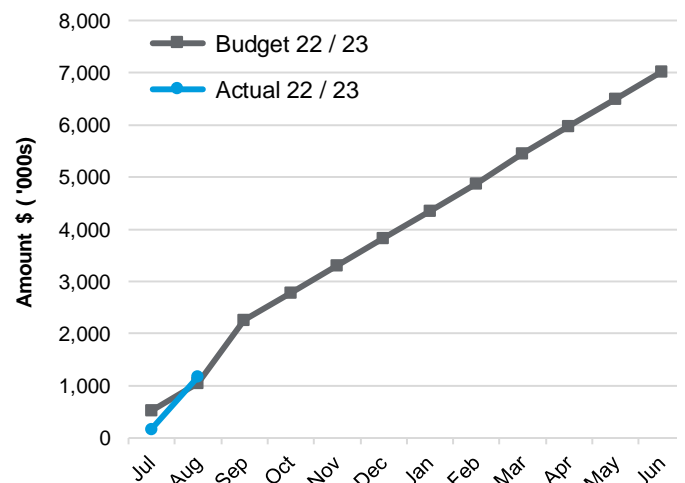
**Operating Expenses**



**Capital Revenues - Investing**



**Capital Expenses**



SHIRE OF MURCHISON  
STATEMENT OF FINANCIAL ACTIVITY  
For the Period Ending 31 August 2022  
REPORTING PROGRAM

	Note	Annual Budget \$	YTD Budget \$	YTD Actual \$	Var* \$	Var* %
<b>Opening Funding Surplus / (Deficit)</b>	3	481,440	481,440	1,235,939		
<b>Revenue from Operating Activities</b>						
Governance		28,000	4,666	8,178	3,512	75%
General purpose funding		1,886,401	310,757	309,055	(1,702)	(1%)
Law, order and public safety		9,050	1,506	4,404	2,898	192%
Health		-	-	-	-	
Education and welfare		250	40	-	(40)	(100%)
Housing		-	-	3,058	3,058	
Community amenities		300	50	93	43	86%
Recreation and culture		8,960	1,478	1,167	(311)	(21%)
Transport		13,425,651	13,219,540	2,410,263	(10,809,277)	(82%)
Economic services		955,840	159,302	274,161	114,859	72%
Other property and services		100,000	16,666	-	(16,666)	(100%)
		<b>16,414,452</b>	<b>13,714,005</b>	<b>3,010,380</b>		
<b>Expenditure from Operating Activities</b>						
Governance		(799,520)	(208,746)	(124,073)	84,673	41%
General purpose funding		(27,168)	(4,522)	(7,094)	(2,572)	(57%)
Law, order and public safety		(88,659)	(17,115)	(10,982)	6,133	36%
Health		(40,939)	(6,314)	(6,847)	(533)	(8%)
Education and welfare		(9,827)	(1,144)	(3,193)	(2,049)	(179%)
Housing		(82,966)	(13,736)	(3,111)	10,625	77%
Community amenities		(180,039)	(24,960)	(23,486)	1,474	6%
Recreation and culture		(415,274)	(69,172)	(45,896)	23,276	34%
Transport		(17,695,659)	(2,955,068)	(168,708)	2,786,360	94%
Economic services		(2,038,294)	(340,695)	(365,045)	(24,350)	(7%)
Other property and services		-	(45,647)	(28,423)	17,224	38%
		<b>(21,378,345)</b>	<b>(3,687,119)</b>	<b>(786,858)</b>		
<b>Excluded Non-cash Operating Activities</b>						
Depreciation and amortisation		3,520,116	586,662	-		
(Profit) / loss on asset disposal	8	-	-	-		
<b>Net Amount from Operating Activities</b>		<b>(1,443,777)</b>	<b>10,613,548</b>	<b>2,223,522</b>		
<b>Investing Activities</b>						
Grants, subsidies and contributions	12(b)	1,938,566	323,090	240,000	(83,090)	(26%)
Proceeds from disposal of assets	8	59,000	4,917	-	(4,917)	(100%)
Land and buildings	9(a)	(1,165,000)	(194,162)	(2,327)	191,835	99%
Plant and equipment	9(b)	(680,000)	-	(342,957)	(342,957)	
Furniture and equipment	9(c)	(114,000)	(18,996)	-	18,996	100%
Infrastructure - roads	9(c)	(3,667,079)	(611,154)	(817,998)	(206,844)	(34%)
Infrastructure - other	9(d)	(1,395,000)	(224,164)	(11,800)	212,364	95%
<b>Net Amount from Investing Activities</b>		<b>(5,023,513)</b>	<b>(720,469)</b>	<b>(935,082)</b>		
<b>Financing Activities</b>						
Proceeds from long term borrowings	11(a)	950,000	-	-	-	
Repayment of debentures	11(a)	(200,599)	-	-	-	
Transfer from reserves	7	5,804,223	-	-	-	
Transfer to reserves	7	(553,800)	-	(3,674)	(3,674)	
<b>Net Amount from Financing Activities</b>		<b>5,999,824</b>	<b>-</b>	<b>(3,674)</b>		
<b>Closing Funding Surplus / (Deficit)</b>	3	<b>13,974</b>	<b>10,374,519</b>	<b>2,520,706</b>		

\* - Note 2 provides an explanation for the relevant variances shown above.

This statement needs to be read in conjunction with the accompanying Financial Statements and Notes.

SHIRE OF MURCHISON  
STATEMENT OF FINANCIAL ACTIVITY  
For the Period Ending 31 August 2022  
NATURE OR TYPE

	Note	Annual Budget \$	YTD Budget \$	YTD Actual \$	Var* \$	Var* %	Var
<b>Opening Funding Surplus / (Deficit)</b>	3	481,440	481,440	1,235,939			
<b>Revenue from Operating Activities</b>							
Rates	10	623,919	-	-	-		
Grants, subsidies and contributions	12(a)	14,838,098	13,556,259	2,738,545	(10,817,714)	(80%)	▼
Fees and charges		625,445	104,236	168,145	63,909	61%	▲
Interest earnings		45,000	6,582	5,104	(1,478)	(22%)	
Other revenue		281,990	46,928	98,586	51,658	110%	▲
Profit on disposal of assets	8	-	-	-	-		
		<b>16,414,452</b>	<b>13,714,005</b>	<b>3,010,380</b>			
<b>Expenditure from Operating Activities</b>							
Employee costs		(1,311,381)	(234,772)	(270,210)	(35,438)	(15%)	▼
Materials and contracts		(16,146,635)	(2,694,926)	(394,433)	2,300,493	85%	▲
Depreciation on non-current assets		(3,520,116)	(586,662)	-	586,662	100%	▲
Interest expenses		(47,061)	(2,080)	(6,884)	(4,804)	(231%)	
Insurance expenses		(184,439)	(146,069)	(89,915)	56,154	38%	▲
Other expenditure		(168,713)	(22,610)	(25,417)	(2,807)	(12%)	
Loss on disposal of assets	8	-	-	-	-		
		<b>(21,378,345)</b>	<b>(3,687,119)</b>	<b>(786,858)</b>			
<b>Excluded Non-cash Operating Activities</b>							
Depreciation and amortisation		3,520,116	586,662	-			
(Profit) / loss on asset disposal		-	-	-			
<b>Net Amount from Operating Activities</b>		<b>(1,443,777)</b>	<b>10,613,548</b>	<b>2,223,522</b>			
<b>Investing Activities</b>							
Grants, subsidies and contributions	12(b)	1,938,566	323,090	240,000	(83,090)	(26%)	▼
Proceeds from disposal of assets	8	59,000	4,917	-	(4,917)	(100%)	
Land and buildings	9(a)	(1,165,000)	(194,162)	(2,327)	191,835	99%	▲
Plant and equipment	9(b)	(680,000)	-	(342,957)	(342,957)		
Furniture and equipment	9(c)	(114,000)	(18,996)	-	18,996	100%	▲
Infrastructure - roads	9(c)	(3,667,079)	(611,154)	(817,998)	(206,844)	(34%)	▼
Infrastructure - other	9(d)	(1,395,000)	(224,164)	(11,800)	212,364	95%	
<b>Net Amount from Investing Activities</b>		<b>(5,023,513)</b>	<b>(720,469)</b>	<b>(935,082)</b>			
<b>Financing Activities</b>							
Proceeds from Long Term Borrowings	11(a)	950,000	-	-			
Repayment of debentures	11(a)	(200,599)	-	-			
Transfer from reserves	7	5,804,223	-	-			
Transfer to reserves	7	(553,800)	-	(3,674)	(3,674)		
<b>Net Amount from Financing Activities</b>		<b>5,999,824</b>	<b>-</b>	<b>(3,674)</b>			
<b>Closing Funding Surplus / (Deficit)</b>	3	<b>13,974</b>	<b>10,374,519</b>	<b>2,520,706</b>			

\* - Note 2 provides an explanation for the relevant variances shown above.

This statement needs to be read in conjunction with the accompanying Financial Statements and Notes.

SHIRE OF MURCHISON  
 STATEMENT OF CAPITAL ACQUISITIONS AND FUNDING  
 For the Period Ending 31 August 2022  
**CAPITAL ACQUISITIONS AND FUNDING**

<b>Asset Group</b>	<b>Note</b>	<b>Annual Budget \$</b>	<b>YTD Actual Total \$</b>
Land and buildings	9(a)	1,165,000	2,327
Plant and equipment	9(b)	680,000	342,957
Furniture and equipment	9(c)	114,000	-
Infrastructure - roads	9(c)	3,667,079	817,998
Infrastructure - other	9(d)	1,395,000	11,800
<b>Total Capital Expenditure</b>		<b>7,021,079</b>	<b>1,175,082</b>
<b>Capital Acquisitions Funded by:</b>			
Capital grants and contributions		1,938,566	240,000
Borrowings		-	-
Other (disposals and c/fwd)		59,000	-
Council contribution - from reserves		2,521,000	-
Council contribution - operations		2,502,513	935,082
<b>Total Capital Acquisitions Funding</b>		<b>7,021,079</b>	<b>1,175,082</b>

**SHIRE OF MURCHISON**  
**NOTES TO THE STATEMENT OF FINANCIAL ACTIVITY**  
**For the Period Ending 31 August 2022**

**1. SIGNIFICANT ACCOUNTING POLICIES**

This report is prepared to meet the requirements of *Local Government (Financial Management) Regulations 1996 Regulation 34*.

The material variance adopted by the Shire of Murchison for the 2022/23 year is \$10,000 or 10%, whichever is greater. Items considered to be of material variance are disclosed in Note 2.

The statements and accompanying notes are prepared based on all transactions recorded at the time of preparation and may vary due to transactions being processed for the reporting period after the date of preparation. The preparation also requires management to make judgements, estimates and assumptions which effect the application of policies and the reported amounts in the statements and notes. These estimated figures are based on historical experience or other factors believed to be reasonable under the circumstances. Therefore, the actual results may differ from these reported amounts.

Actual and Budget comparatives are presented in year to date format unless otherwise stated. The Adopted Budget is used in the report until superseded by the Budget Review.

**Preparation**

Prepared by: Kate Peacock  
 Reviewed by: Travis Bate  
 Date prepared: 17 Sep 22

**(a) Basis of Preparation**

The following financial statements are special purpose financial statements that have been prepared in accordance with the Australian Accounting Standards, Authoritative Interpretations, the *Local Government Act 1995*, and regulations, within the context in which they relate to local governments and not-for-profit entities.

This report is prepared to meet the requirements of *Local Government (Financial Management) Regulations 1996 Regulation 34*.

With the exception of the cash flow statement and rate setting information, the following report has been prepared on an accrual basis with balances measured at historical cost unless subject to fair value adjustments. Items subject to fair value adjustments include certain non-current assets, financial assets, and financial liabilities. Items such as assets, liabilities, equity, income and expenses have been recognised in accordance with the definitions and recognition criteria set out in the Framework for the Preparation and Presentation of Financial Statements.

These financial statements comply with, and supersede, the Australian Accounting Standards with the *Local Government (Financial Management) Regulations 1996* where applicable. Further information is provided in Note 1(i).

The functional and presentation currency of the report is Australian dollars.

**(b) The Local Government Reporting Entity**

The Australian Accounting Standards define local government as a reporting entity which can be a single entity or a group comprising a parent and all its subsidiaries. All funds controlled by the Shire in order to provide its services have formed part of the following report. Transactions and balances related to these controlled funds, such as transfers to and from reserves, were eliminated during the preparation of the report.

Funds held in Trust, which are controlled but not owned by the Shire, do not form part of the financial statements. Further information on the Shire funds in Trust are provided in Note 5.

**(c) Rounding of Amounts**

The Shire is an entity to which the *Local Government (Financial Management) Regulations 1996* applies and, accordingly amounts in the financial report have been rounded to the dollar except for amounts shown as a rate in the dollar. Where total assets exceed \$10,000,000 in the prior audited annual financial report, the amounts may be rounded to the nearest \$1,000.

**SHIRE OF MURCHISON**  
**NOTES TO THE STATEMENT OF FINANCIAL ACTIVITY**  
**For the Period Ending 31 August 2022**

**1. SIGNIFICANT ACCOUNTING POLICIES (Continued)**

**(d) Goods and Services Tax (GST)**

Revenue, expenses and assets are recognised net of the amount of goods and services tax (GST), except where the amount of GST incurred is not recoverable from the Australian Taxation Office (ATO).

Receivables and payables are stated inclusive of GST where applicable.

**(e) Cash and Cash Equivalents**

Cash and cash equivalents normally include cash on hand, bonds and deposits, overdrafts, excess rates, unspent grant funds, on call deposits and term deposits with maturities equal to or less than three months. Cash and cash equivalents are typically characterised as highly liquid investments with little risk of experiencing material changes in value. Further information is provided in Note 1(f).

**(f) Financial Instruments**

**Other financial assets at amortised cost**

The Shire classifies financial assets at amortised cost if both of the following criteria are met:

- the asset is held within a business model whose objective is to collect the contractual cashflows, and
- the contractual terms give rise to cash flows that are solely payments of principal and interest.

**Financial assets at fair value through profit and loss**

The Shire classifies the following financial assets at fair value through profit and loss:

- debt investments which do not qualify for measurement at either amortised cost or fair value through other comprehensive income.
- equity investments which the Shire has not elected to recognise fair value gains and losses through other comprehensive income.

**Financial liabilities**

Financial liabilities are recognised at fair value when the Shire becomes a party to the contractual provisions to the instrument.

Non-derivative financial liabilities (excluding financial guarantees) are subsequently measured at amortised cost. Gains or losses are recognised in profit or loss.

Financial liabilities are derecognised where the related obligations are discharged, cancelled or expired. The difference between the carrying amount of the financial liability extinguished or transferred to another party and the fair value of the consideration paid, including the transfer of non-cash assets or liabilities assumed, is recognised in profit or loss.

Borrowing costs are recognised as an expense when incurred except where they are directly attributable to the acquisition, construction or production of a qualifying asset. Where this is the case, they are capitalised as part of the cost of the particular asset until such time as the asset is substantially ready for its intended use or sale.

**Loans and Receivables**

Loans and receivables are non-derivative financial assets with fixed or determinable payments that are not quoted in an active market. They arise principally through the provision of goods and services to customers but also incorporate other types of contractual monetary assets.

After initial recognition these are measured at amortised cost using the effective interest method, less provision for impairment. Any change in their value is recognised in the statement of comprehensive income.

In some circumstances, the Shire renegotiates repayment terms with customers which may lead to changes in the timing of the payments, the Shire does not necessarily consider the balance to be impaired, however assessment is made on a case-by-case basis.



**SHIRE OF MURCHISON**  
**NOTES TO THE STATEMENT OF FINANCIAL ACTIVITY**  
**For the Period Ending 31 August 2022**

**1. SIGNIFICANT ACCOUNTING POLICIES (Continued)**  
**(f) Financial Instruments (Continued)**

**Impairment of Financial Assets**

At the end of the annual reporting period the Shire assesses whether there is any objective evidence that a financial asset or group of financial assets is impaired.

If there is objective evidence that an impairment loss on financial assets carried at amortised cost has been incurred, the amount of the loss is measured as the difference between the asset's carrying amount and the present value of the estimated future cash flows discounted at the financial assets original effective interest rate.

Impairment of loans and receivables are reduced through the use of an allowance account, all other impairment losses on financial assets at amortised cost are taken directly to the asset. Subsequent recoveries of amounts previously written off are credited against other expenses in the statement of comprehensive income.

**(g) Inventories**

**General**

Inventories are measured at the lower of cost and net realisable value. Net realisable value is the estimated selling price in the ordinary course of business less the estimated costs related to completion and its sale.

**Land Held for Resale**

Land held for development and sale is valued at the lower of cost and net realisable value. Cost includes the cost of acquisition, development, borrowing costs and holding costs until completion of development. Finance costs and holding charges incurred after development is completed are expensed. Gains and losses are recognised in profit or loss at the time of signing an unconditional contract of sale if significant risks and rewards, and effective control over the land, are passed on to the buyer at this point. Land held for sale is classified as current except where it is held as non-current based on Council's intentions to release for sale.

**(h) Fixed Assets**

Each class of fixed assets within either plant and equipment or infrastructure, is carried at cost or fair value less, where applicable, any accumulated depreciation and impairment losses.

**Initial recognition and measurement between mandatory revaluation dates**

Assets for which the fair value as at the date of acquisition is under \$5,000 are not recognised as an asset in accordance with *Local Government (Financial Management) Regulation 17A (5)*. These assets are expensed immediately.

Where multiple individual low value assets are purchased together as part of a larger asset or collectively forming a larger asset exceeding the threshold, the individual assets are recognised as one asset and capitalised.

In relation to this initial measurement, cost is determined as the fair value of the assets given as consideration plus costs incidental to the acquisition. For assets acquired at no cost or for nominal consideration, cost is determined as fair value at the date of acquisition. The cost of non-current assets constructed by the Shire includes the cost of all materials used in construction, direct labour on the project and an appropriate proportion of variable and fixed overheads.

Individual assets acquired between initial recognition and the next revaluation of the asset class in accordance with the mandatory measurement framework, are recognised at cost and disclosed as being at fair value as management believes cost approximates fair value. They are subject to subsequent revaluations at the next anniversary date in accordance with the mandatory measurement framework.

**SHIRE OF MURCHISON**  
**NOTES TO THE STATEMENT OF FINANCIAL ACTIVITY**  
**For the Period Ending 31 August 2022**

**1. SIGNIFICANT ACCOUNTING POLICIES (Continued)**

**(h) Fixed Assets (Continued)**

**Revaluation**

The fair value of land, buildings, infrastructure and investment properties is determined at least every five years in accordance with the regulatory framework. This includes buildings and infrastructure items which were pre-existing improvements (i.e. vested improvements) on vested land acquired by the Shire.

At the end of each period the valuation is reviewed and where appropriate the fair value is updated to reflect current market conditions. This process is considered to be in accordance with *Local Government (Financial Management) Regulation 17A (2)* which requires land, buildings, infrastructure, investment properties and vested improvements to be shown at fair value.

Increases in the carrying amount arising on revaluation of assets are credited to a revaluation surplus in equity. Decreases that offset previous increases of the same class of asset are recognised against revaluation surplus directly in equity. All other decreases are recognised in profit or loss.

**Land under roads**

As a result of amendments to the *Local Government (Financial Management) Regulations 1996*, effective from 1 July 2019, vested land, including land under roads, are treated as right-of-use assets measured at zero cost. Therefore, the previous inconsistency with AASB 1051 in respect of non-recognition of land under roads acquired on or after 1 July 2008 has been removed, even though measurement at zero cost means that land under roads is still not included in the statement of financial position.

**Vested improvements from 1 July 2019**

The measurement of vested improvements at fair value in accordance with *Local Government (Financial Management) Regulation 17A(2)(iv)* is a departure from AASB 16 which would have required the Shire to measure the vested improvements as part of the related right-of-use assets at zero cost.

**(i) Depreciation of Non-current Assets**

Fixed assets, excluding freehold land, are depreciated on a straight-line basis over the asset's useful life to the Shire, commencing when the asset is ready for use. The estimated useful lives used for each class of depreciable asset are shown below in years:

<b>Asset Class</b>	<b>Useful life</b>
Buildings & Improvements	7 to 90 years
Furniture and equipment	3 to 25 years
Plant and equipment	5 to 20 years
Sealed roads and streets formation	not depreciated
pavement	12 years
seal	10 years
- bituminous seals	20 years
- asphalt surfaces	25 years
Gravel roads formation	not depreciated
pavement	45 years
Footpaths	10 years
Culverts	60 years
Signs	20 years
Stock Grids	80 years
Floodways	21 years
Water supply piping and drainage systems	75 years
Bridges	80 years

At the end of each annual reporting period, the depreciation method, useful life and residual value of each asset is reviewed. Any revisions are accounted for prospectively as a change in estimate.

**Land Under Local Government Control**

Regulation 16 in the *Local Government (Financial Management) Regulations 1996* prohibits certain assets to be included in the financial report of a local government and require other assets to be included. The regulation therefore supersedes the reporting requirements of AASB 1051 *Land Under Roads (p.15)* and AASB 116 *Property, Plant and*

**SHIRE OF MURCHISON**  
**NOTES TO THE STATEMENT OF FINANCIAL ACTIVITY**  
**For the Period Ending 31 August 2022**

**1. SIGNIFICANT ACCOUNTING POLICIES (Continued)**

**(j) Trade and Other Payables**

Trade and other payables are unpaid current liabilities owed for goods and services provided to the Shire prior to the end of the financial year. The amounts are unsecured and are normally paid within 30 days of recognition.

**(k) Employee Benefits**

Provision is made for the Shire's liability for employee benefits arising from services rendered by employees to the end of the annual reporting period. Employee benefits that are expected to be wholly settled within one year are measured at the amounts expected to be paid when the liability is settled.

Employee benefits expected to be settled more than one year after the end of the reporting period have been measured at the present value of the estimated future cash outflows to be made for those benefits. In determining the liability, consideration is given to employee wage increases and the probability that the employee may satisfy vesting requirements. Cashflows are discounted using market yields on 10 year Australia Government Bonds. Changes in the measurement of the liability are recognised in the statement of comprehensive income.

**(l) Interest-bearing Loans and Borrowings**

All loans and borrowings are initially recognised at the fair value of the consideration received less directly attributable transaction costs. Subsequent measurement is at amortised cost using the effective interest method. The annual government guarantee fee is expensed in the year incurred.

Borrowings are classified as current liabilities unless the Council has an unconditional right to defer settlement of the liability for at least 12 months after the balance sheet date.

**Borrowing Costs**

Borrowing costs that are directly attributable to the acquisition, construction or production of a qualifying asset are capitalised as part of the cost of that asset. All other borrowing costs are recognised as an expense in the period in which they are incurred.

**(m) Provisions**

Provisions are recognised when: The Shire has a present legal or constructive obligation as a result of past events; it is more likely than not that an outflow of resources will be required to settle the obligation; and the amount has been reliably estimated. Provisions are not recognised for future operating losses. Where there are a number of similar obligations, the likelihood that an outflow will be required in settlement is determined by considering the class of obligations as a whole. A provision is recognised even if the likelihood of an outflow with respect to any one of item included in the same class of obligations may be small.

**(n) Contract Liabilities**

Contract liabilities represent the Shire's obligation to transfer goods or services to a customer for which the Shire has received consideration from the customer.

With respect to transfers for recognisable non-financial assets, contract liabilities represent performance obligations which are not yet satisfied.

Contract liabilities are recognised as revenue when the performance obligations in the contract are satisfied.

**(o) Current and Non-current Classification**

The report classifies current and non-current balances as defined by the *Local Government (Financial Management) Regulations 1996*, AASB 101 *Presentation of Financial Statements*, or by another applicable regulation or interpretation.

**(p) Nature or Type Classifications**

**Rates**

All rates levied under the *Local Government Act 1995*. Includes general, differential, specific area rates, minimum rates, interim rates, back rates, ex-gratia rates, less discounts offered. Exclude administration fees, interest on instalments, interest on arrears and service charges.

**Operating Grants, Subsidies and Contributions**

Refer to all amounts received as grants, subsidies and contributions that are not non-operating grants.

**SHIRE OF MURCHISON**  
**NOTES TO THE STATEMENT OF FINANCIAL ACTIVITY**  
**For the Period Ending 31 August 2022**

**1. SIGNIFICANT ACCOUNTING POLICIES (Continued)**

**(p) Nature or Type Classifications (Continued)**

**Non-operating Grants, Subsidies and Contributions**

Amounts received specifically for the acquisition, construction of new or the upgrading of non-current assets paid to a local government, irrespective of whether these amounts are received as capital grants, subsidies, contributions or donations.

**Profit on Asset Disposal**

Profit on the disposal of assets including gains on the disposal of long term investments. Losses are disclosed under the expenditure classifications.

**Fees and Charges**

Revenues (other than service charges) from the use of facilities and charges made for local government services, sewerage rates, rentals, hire charges, fee for service, photocopying charges, licences, sale of goods or information, fines, penalties and administration fees.

**Service Charges**

Service charges imposed under *Division 6 of Part 6 of the Local Government Act 1995*. Regulation 54 of the *Local Government (Financial Management) Regulations 1996* identifies these as television and radio broadcasting, underground electricity and neighbourhood surveillance services. Excluding rubbish removal charges, interest and other items of a similar nature received from bank and investment accounts, interest on rate instalments, interest on rate arrears and interest on debtors.

**Interest Earnings**

Interest and other items of a similar nature received from bank and investment accounts, interest on rate instalments, interest on rate arrears and interest on debtors.

**Other Revenue / Income**

Other revenue, which can not be classified under the above headings, includes dividends, discounts, rebates etc.

**Employee Costs**

All costs associated with the employment of a person such as salaries, wages, allowances, benefits such as vehicle and housing, superannuation, employment expenses, removal expenses, relocation expenses, worker's compensation insurance, training costs, conferences, safety expenses, medical examinations, fringe benefit tax, etc.

**Materials and Contracts**

All expenditures on materials, supplies and contracts not classified under other headings. These include supply of goods and materials, legal expenses, consultancy, maintenance agreements, communication expenses, advertising expenses, membership, periodicals, publications, hire expenses, rental, leases, postage and freight etc. Local governments may wish to disclose more detail such as contract services, consultancy, information technology, rental or lease expenditures.

**Utilities (Gas, Electricity, Water, etc.)**

Expenditures made to the respective agencies for the provision of power, gas, water and communication expenses. Exclude expenditures incurred for the reinstatement of roadwork on behalf of these agencies.

**Insurance**

All insurance other than worker's compensation and health benefit insurance included as a cost of employment.

**Loss on Asset Disposal**

Loss on the disposal of fixed assets.

**Depreciation on Non-current Assets**

Depreciation expense raised on all classes of assets.

**Interest Expenses**

Interest and other costs of finance paid, including costs of finance for loan debentures, overdraft accommodation and refinancing expenses.

**Other Expenditure**

Statutory fees, taxes, provision for bad debts, member's fees or State taxes, donations and subsidies made to community groups.

**SHIRE OF MURCHISON**  
**NOTES TO THE STATEMENT OF FINANCIAL ACTIVITY**  
**For the Period Ending 31 August 2022**

**1. SIGNIFICANT ACCOUNTING POLICIES (Continued)**

**(q) Program Classifications (Function / Activity)**

Council operations as disclosed in these financial statements encompass the following service orientated activities/programs.

**GOVERNANCE**

Administration and operation of facilities and services to members of Council. Other costs that relate to the task of assisting elected members and electors on matters which do not concern specific Council services.

**GENERAL PURPOSE FUNDING**

Rates, general purpose government grants and interest revenue.

**LAW, ORDER AND PUBLIC SAFETY**

Supervision of various by-laws, fire prevention and animal control.

**HEALTH**

Monitor health control standards within the community, provide support and assistance with airstrips to enable all residents access to the Royal Flying Doctor for regular and emergency health services.

**EDUCATION AND WELFARE**

Support of education facilities within the Shire and of any external resources necessary to assist with education programmes for all residents.

**HOUSING**

Provision and maintenance of staff housing.

**COMMUNITY AMENITIES**

Maintain a refuse site for the settlement.

**RECREATION AND CULTURE**

Provide a library and museum and operation there of. Maintain recreation centre, sports field, parks, gardens and other recreational facilities.

**TRANSPORT**

Construction and maintenance of roads, drainage works and traffic signs. Maintenance of the settlement airstrip.

**ECONOMIC SERVICES**

Building control, provision of power and water supplies. Supply and maintenance of television re-broadcasting installation. Provision of radio communication. Maintenance of caravan park. Vermin control and area promotion.

**OTHER PROPERTY AND SERVICES**

Private works operations, plant repairs and operation costs.

## SHIRE OF MURCHISON

## NOTES TO THE STATEMENT OF FINANCIAL ACTIVITY

For the Period Ending 31 August 2022

## 1. SIGNIFICANT ACCOUNTING POLICIES (Continued)

## (r) Revenue Recognition Policy

Recognition of revenue is dependant on the source of revenue and the associated terms and conditions associated with each source of revenue and recognised as follows:

Revenue Category	Nature of goods and services	When obligations typically satisfied	Payment terms	Returns / Refunds / Warranties	Determination of transaction price	Allocating transaction price	Measuring obligations for returns	Timing of revenue recognition
Rates	General Rates	Over time	Payment dates adopted by Council during the year	None	Adopted by council annually	When taxable event occurs	Not applicable	When rates notice is issued
Service charges	Charge for specific service	Over time	Payment dates adopted by Council during the year	Refund in event monies are unspent	Adopted by council annually	When taxable event occurs	Not applicable	When rates notice is issued
Grant contracts with customers	Community events, minor facilities, research, design, planning evaluation and services	Over time	Fixed terms transfer of funds based on agreed milestones and reporting	Contract obligation if project not complete	Set by mutual agreement with the customer	Based on the progress of works to match performance obligations	Returns limited to repayment of transaction price of terms breached	Output method based on project milestones and/or completion date matched to performance obligations as inputs are shared
Grants, subsidies or contributions for the construction of non-financial assets	Construction or acquisition of recognisable non-financial assets to be controlled by the local government	Over time	Fixed terms transfer of funds based on agreed milestones and reporting	Contract obligation if project not complete	Set by mutual agreement with the customer	Based on the progress of works to match performance obligations	Returns limited to repayment of transaction price of terms breached	Output method based on project milestones and/or completion date matched to performance obligations as inputs are shared
Grants with no contract commitments	General appropriations and contributions with no reciprocal commitment	No obligations	Not applicable	Not applicable	Cash received	On receipt of funds	Not applicable	When assets are controlled
Licences/ Registrations/ Approvals	Building, planning, development and animal management, having the same nature as a licence regardless of naming.	Single point in time	Full payment prior to issue	None	Set by State legislation or limited by legislation to the cost of provision	Based on timing of issue of the associated rights	No refunds	On payment and issue of the licence, registration or approval
Pool inspections	Compliance safety check	Single point in time	Equal proportion based on an equal annually fee	None	Set by State legislation	Apportioned equally across the inspection cycle	No refunds	After inspection complete based on a 4 year cycle

## SHIRE OF MURCHISON

## NOTES TO THE STATEMENT OF FINANCIAL ACTIVITY

For the Period Ending 31 August 2022

## 1. SIGNIFICANT ACCOUNTING POLICIES (Continued)

## (r) Revenue Recognition Policy (Continued)

Revenue Category	Nature of goods and services	When obligations typically satisfied	Payment terms	Returns / Refunds / Warranties	Determination of transaction price	Allocating transaction price	Measuring obligations for returns	Timing of revenue recognition
Other inspections	Regulatory Food, Health and Safety	Single point in time	Full payment prior to inspection	None	Set by State legislation or limited by legislation to the cost of provision	Applied fully on timing of inspection	Not applicable	Revenue recognised after inspection event occurs
Property hire and entry	Use of halls and facilities	Single point in time	In full in advance	Refund if event cancelled within 7 days	Adopted by council annually	Based on timing of entry to facility	Returns limited to repayment of transaction price	On entry or at conclusion of hire
Fees and charges for other goods and services	Cemetery services, library fees, reinstatements and private works	Single point in time	Payment in full in advance	None	Adopted by council annually	Applied fully based on timing of provision	Not applicable	Output method based on provision of service or completion of works
Sale of stock	Roadhouse fuel & kiosk sales.	Single point in time	In full in advance, on 15 day credit	Refund for faulty goods	Adopted by council policy & annual fees and charges review, set by mutual agreement	Applied fully based on timing of provision	Returns limited to repayment of transaction price	Output method based on goods
Commissions	Commissions on licencing and ticket sales	Over time	Payment in full on sale	None	Set by mutual agreement with the customer	On receipt of funds	Not applicable	When assets are controlled
Reimbursements	Insurance claims	Single point in time	Payment in arrears for claimable event	None	Set by mutual agreement with the customer	When claim is agreed	Not applicable	When claim is agreed

SHIRE OF MURCHISON  
 NOTES TO THE STATEMENT OF FINANCIAL ACTIVITY  
 For the Period Ending 31 August 2022

2. EXPLANATION OF MATERIAL VARIANCES

Variations which have exceeded the thresholds are listed below by Program. Significant variances within the Program are listed underneath it by Nature or Type.

The material variance adopted by Council for the 2022/23 year is \$10,000 and 10%.

Nature or Type	Var	Var	Var	Timing / Permanent	Explanation of Variance
Operating Revenues	\$	%			
Operating Grants, Subsidies and Contributions	(10,817,714)	(80%)	▼	Timing	Budget profile for Flood Damage Grants. Timing issue only.
Fees and Charges	63,909	61%	▲	Timing	Primarily related to above budget Roadhouse Fuel Sales \$52,000 and accommodation and camping \$11,000.
Other Revenue	51,658	110%	▲	Timing	Roadhouse shop sales \$46,000 above budget.
Non Operating Grants, Subsidies and Contributions	(83,090)	(26%)	▼	Timing	MRWA specific grant received \$240,000, offset by budget profile of other grants.

Operating Expense

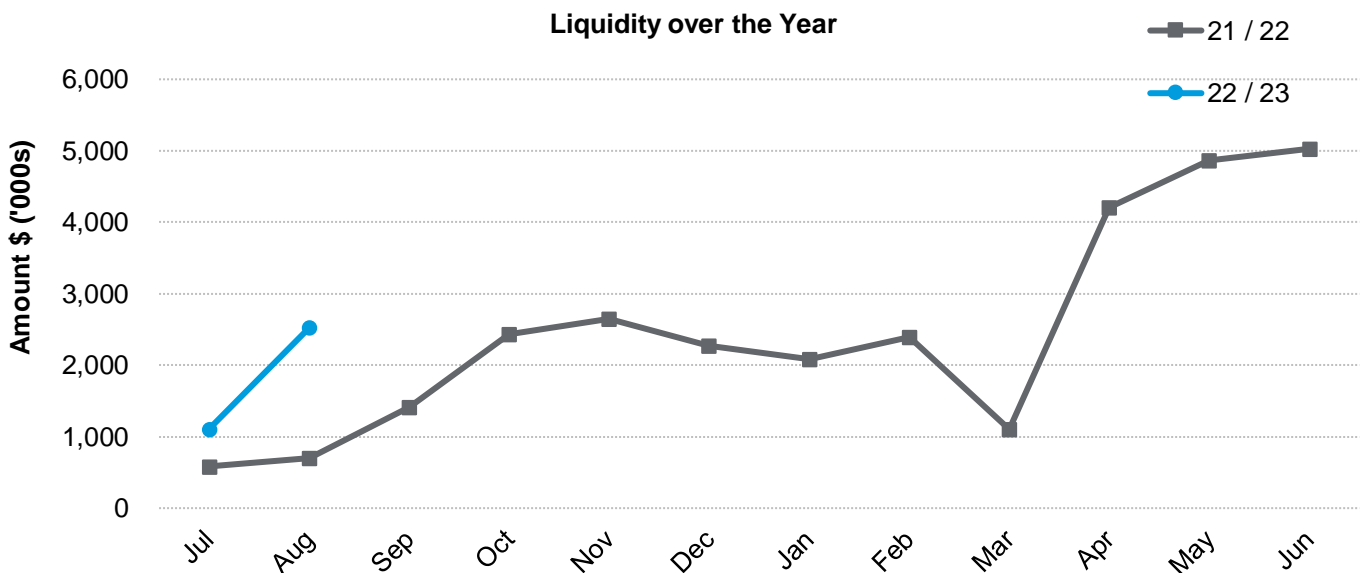
Employee Costs	(35,438)	(15%)	▼	Timing	Timing of budget profile.
Materials and contracts	2,300,493	85%	▲	Timing	Primarily related to timing of Flood Damage works.
Depreciation on Non-current Assets	586,662	100%	▲	Timing	Depreciation will not be run until 2022 audit completed.
Insurance Expenses	56,154	38%	▲	Timing	Timing of budget profile.
Other expenditure	(2,807)	(12%)		Timing	Timing of payment of Elected Member sitting fees. Accrual to be raised at 30 June 2022.



**SHIRE OF MURCHISON**  
**NOTES TO THE STATEMENT OF FINANCIAL ACTIVITY**  
**For the Period Ending 31 August 2022**

**3. NET CURRENT FUNDING POSITION**

	Note	Current Month 31 Aug 22 \$	Prior Year Closing 30 Jun 22 \$	This Time Last Year 31 Aug 21 \$
<b>Current Assets</b>				
Cash unrestricted	4	1,434,322	2,143,867	829,584
Cash restricted	4	10,320,131	10,316,457	7,129,043
Receivables - rates	6(a)	75,752	74,989	399,315
Receivables - sundry	6(b)	2,224,623	62,021	350,482
Receivables - other		416,206	265,368	-
Provision for doubtful debts		(22,417)	(22,417)	-
Other current assets		-	-	130,098
Inventories		143,427	135,938	-
<b>Total Current Assets</b>		<b>14,592,044</b>	<b>12,976,223</b>	<b>8,838,522</b>
<b>Current Liabilities</b>				
Payables - sundry		(470,479)	(276,821)	(732,328)
Payables - other		(419,800)	(285,638)	-
Deposits and bonds		(423,441)	(423,880)	-
Contract liabilities		(303,004)	(303,004)	(284,123)
Loan liabilities	11(a)	90,938	90,938	(1,176)
<b>Total Payables</b>		<b>(1,525,787)</b>	<b>(1,198,405)</b>	<b>(1,017,627)</b>
Provisions		(134,483)	(134,483)	(134,483)
<b>Total Current Liabilities</b>		<b>(1,660,270)</b>	<b>(1,332,888)</b>	<b>(1,152,110)</b>
Less: cash reserves	7	(10,320,131)	(10,316,457)	(7,129,043)
Less: movement in provisions (non current)		-	-	134,483
Less: Self-supporting loan		-	-	-
Add: loan principal (current)		(90,938)	(90,938)	1,176
Add: trust transactions to municipal		-	-	-
<b>Net Funding Position - Surplus / (Deficit)</b>		<b>2,520,706</b>	<b>1,235,939</b>	<b>693,028</b>



**SHIRE OF MURCHISON**  
**NOTES TO THE STATEMENT OF FINANCIAL ACTIVITY**  
**For the Period Ending 31 August 2022**

**4. CASH AND FINANCIAL ASSETS**

	<b>Unrestricted</b>	<b>Restricted</b>	<b>Total</b>	<b>Institution</b>	<b>Interest</b>	<b>Maturity</b>
<b>Cash</b>	<b>\$</b>	<b>\$</b>	<b>\$</b>		<b>Rate</b>	<b>Date</b>
					<b>%</b>	
Murchison Community Fund	415,385		415,385	Westpac	Variable	N/A
Municipal	262,118		262,118	Westpac	Variable	N/A
Cash On Hand	500	-	500	Cash on hand	Nil	N/A
Muni Short Term Investment	652,382		652,382	Westpac	Variable	N/A
Roadhouse	96,531		96,531	Westpac	Variable	N/A
CSIRO	7,406		7,406	Westpac	Variable	N/A
Reserve Funds		10,320,131	10,320,131	Westpac	Variable	N/A
<b>Total Cash and Financial Assets</b>	<b>1,434,322</b>	<b>10,320,131</b>	<b>11,754,453</b>			

**5. TRUST FUND**

There are no funds held at balance date over which the Shire has no control

**SHIRE OF MURCHISON**  
**NOTES TO THE STATEMENT OF FINANCIAL ACTIVITY**  
**For the Period Ending 31 August 2022**

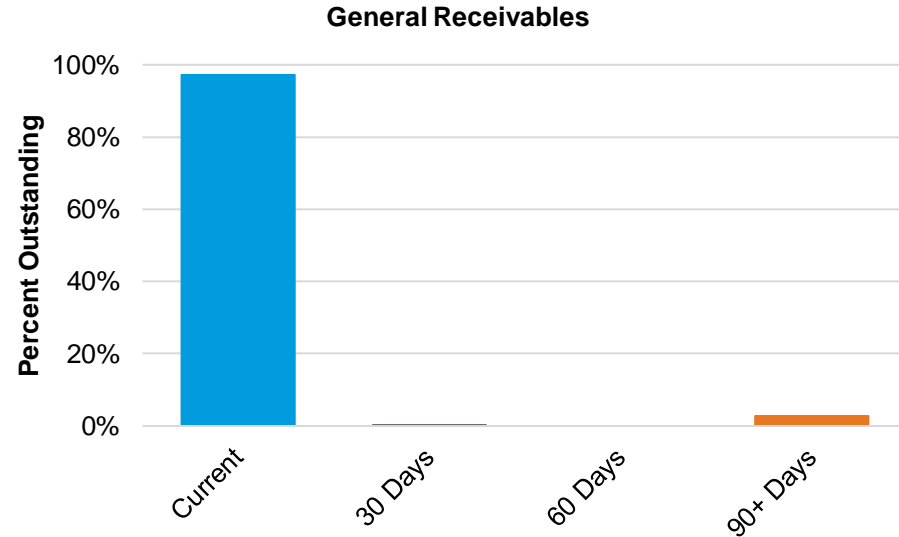
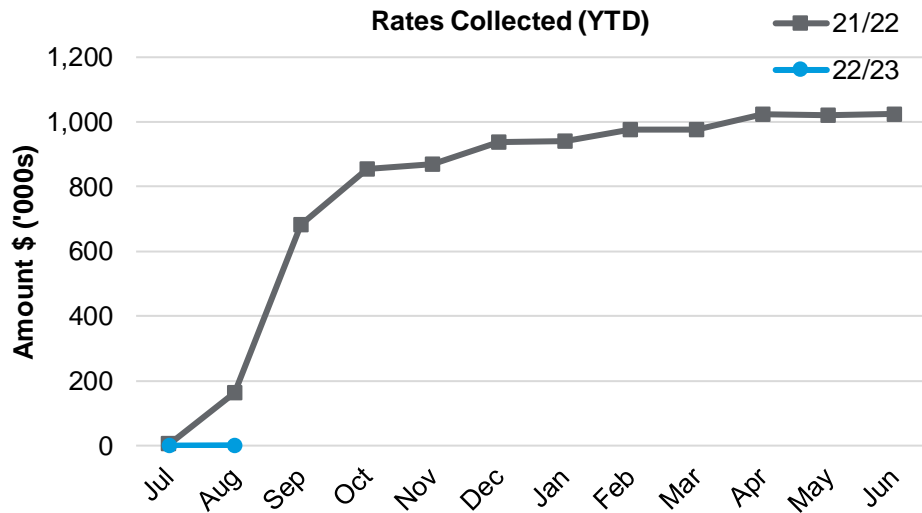
**6. RECEIVABLES**

**(a) Rates Receivable**

	31 Aug 22
	\$
Rates receivables	75,752
<b>Total Rates Receivable Outstanding</b>	<b>75,752</b>
Closing balances - prior year	74,989
Rates levied this year	-
Closing balances - current month	(75,752)
<b>Total Rates Collected to Date</b>	<b>(763)</b>

**(b) General Receivables**

	31 Aug 22
	\$
Current	2,162,248
30 Days	924
60 Days	-
90+ Days	61,451
<b>Total General Receivables Outstanding</b>	<b>2,224,623</b>



**Comments / Notes**

Rubbish fees included in YTD graph

**Comments / Notes**

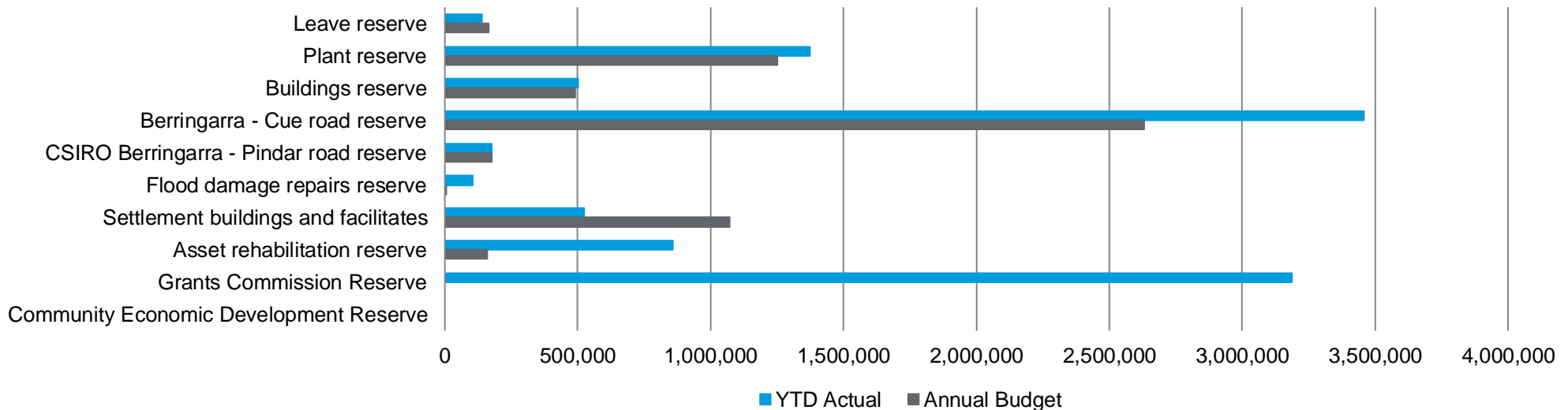
Amounts shown above include GST (where applicable)

**SHIRE OF MURCHISON**  
**NOTES TO THE STATEMENT OF FINANCIAL ACTIVITY**  
**For the Period Ending 31 August 2022**

**7. CASH BACKED RESERVES**

Reserve Name	Annual Budget				YTD Actual			
	Balance 01 Jul 22 \$	Transfers from \$	Transfer to \$	Balance 30 Jun 23 \$	Balance 01 Jul 22 \$	Transfers from \$	Transfer to \$	Balance 31 Aug 22 \$
Leave reserve	139,147	-	25,700	164,847	139,148	-	113	139,261
Plant reserve	1,372,758	(621,000)	500,000	1,251,758	1,372,758	-	-	1,372,758
Buildings reserve	488,635	-	2,700	491,335	499,636	-	406	500,042
Berringarra - Cue road reserve	3,457,923	(850,000)	24,000	2,631,923	3,457,924	-	-	3,457,924
CSIRO Berringarra - Pindar road reserve	176,024	-	900	176,924	176,024	-	143	176,167
Flood damage repairs reserve	105,969	(100,000)	500	6,469	105,969	-	-	105,969
Settlement buildings and facilities	1,822,857	(750,000)	-	1,072,857	522,857	-	425	523,283
Asset rehabilitation reserve	458,912	(300,000)	-	158,912	858,912	-	-	858,912
Grants Commission Reserve	3,183,223	(3,183,223)	-	-	3,183,223	-	2,587	3,185,810
Community Economic Development Reserve	-	-	-	-	-	-	-	-
<b>Total Cash Backed Reserves</b>	<b>11,205,448</b>	<b>(5,804,223)</b>	<b>553,800</b>	<b>5,955,025</b>	<b>10,316,451</b>	<b>-</b>	<b>3,674</b>	<b>10,320,124</b>

**Annual Budget v YTD Actual**



SHIRE OF MURCHISON  
 NOTES TO THE STATEMENT OF FINANCIAL ACTIVITY  
 For the Period Ending 31 August 2022

8. DISPOSAL OF ASSETS

Annual Budget

	WDV	Proceeds	Profit	(Loss)
	\$	\$	\$	\$
<b>Transport</b>				
<b>Plant and Equipment</b>				
P024 Water Tanker Trailer	24,000	24,000	-	-
P15006 Truck - Isuzu NPR 65/45	10,000	10,000	-	-
P16063 2016 Toyota Prado	25,000	25,000	-	-
<b>Total Disposal of Assets</b>	<b>59,000</b>	<b>59,000</b>	-	-
<b>Total Profit or (Loss)</b>				<b>-</b>

YTD Actual

	WDV	Proceeds	Profit	(Loss)
	\$	\$	\$	\$
<b>Other Property &amp; Services</b>				
<b>Motor Vehicle</b>				
	-	-	-	-
				-
				-
				-
<b>Total Disposal of Assets</b>	<b>-</b>	<b>-</b>	<b>-</b>	<b>-</b>
<b>Total Profit or (Loss)</b>				<b>-</b>

SHIRE OF MURCHISON  
 NOTES TO THE STATEMENT OF FINANCIAL ACTIVITY  
 For the Period Ending 31 August 2022

9. CAPITAL ACQUISITIONS

(a) Land and Buildings

	Funding Source	Annual Budget \$	YTD Budget \$	YTD Actual \$	YTD Variance \$	% Complete
<b>Community Amenities</b>						
	Container Deposit Shed	10,000	1,666	-	1,666	0%
<b>Economic Services</b>						
	F Capex - New Caravan Park Ablution Block	350,000	58,332	-	58,332	0%
	Capex - Roadhouse Residence	425,000	70,832	-	70,832	0%
	Staff Accommodation Units	250,000	41,666	-	41,666	0%
<b>Housing</b>						
	Capex - Renovation 6 Kurara Way	115,000	19,166	2,327	16,839	2%
<b>Transport</b>						
	Depot Buildings & Improvements	15,000	2,500	-	2,500	0%
<b>Total Land and Buildings</b>		<b>1,165,000</b>	<b>194,162</b>	<b>2,327</b>	<b>191,835</b>	

(a) Furniture & Equipment

	Funding Source	Annual Budget \$	YTD Budget \$	YTD Actual \$	YTD Variance \$	% Complete
<b>Governance</b>						
	Council Chambers Communications Gear/Tables	15,000	2,500	-	2,500	0%
	Server Replacement	32,000	5,332	-	5,332	0%
<b>Economic Services</b>						
	Cap Ex Point Of Sale System Roadhouse	22,000	3,666	-	3,666	0%
	Capex - Washing Machines	15,000	2,500	-	2,500	0%
	Roadhouse Appliances	20,000	3,332	-	3,332	0%
	Roadhouse Furniture	10,000	1,666	-	1,666	0%
<b>Total Furniture &amp; Equipment</b>		<b>114,000</b>	<b>18,996</b>	<b>-</b>	<b>18,996</b>	

(b) Plant and Equipment

	Funding Source	Annual Budget \$	YTD Budget \$	YTD Actual \$	YTD Variance \$	% Complete
<b>Law, Order and Public Safety</b>						
	Slip on Fire Units	-	-	65,800	(65,800)	#DIV/0!
<b>Transport</b>						
	Road Plant Purchases	610,000	-	277,157	(277,157)	45%
<b>Governance</b>						
	Administration Vehicles Purchases	70,000	-	-	-	0%
<b>Total Plant and Equipment</b>		<b>680,000</b>	<b>-</b>	<b>342,957</b>	<b>(342,957)</b>	

SHIRE OF MURCHISON  
 NOTES TO THE STATEMENT OF FINANCIAL ACTIVITY  
 For the Period Ending 31 August 2022

9. CAPITAL ACQUISITIONS (Continued)

(b) Infrastructure - Roads	Funding Source	Annual Budget	YTD Budget	YTD Actual	YTD Variance	% Complete
		\$	\$	\$	\$	
<b>Transport</b>						
Tourism Information Bays & Signage		30,000	5,000	-	5,000	0%
Cap Ex - Berringara-Cue Road - Upgrade Floodways		-	-	74,625	(74,625)	
Capex Roads Construction General		535,188	89,196	-	89,196	0%
Carn-Mul Rd 245.04 - 254.10 Reconstruct Resheet Prep for St		640,412	106,728	264,377	(157,649)	41%
Capex Grids General		120,000	20,000	77,078	(57,078)	64%
Carn-Mul Rd 208.68 - 241.74 Reconstruct & Widen various se		721,203	120,194	-	120,194	0%
Beri-Pindar Rd Wreath Flowers Works		152,040	25,336	-	25,336	0%
Beri-Pindar Rd 288.05 - 309.50 Resheet incl Floodways		368,236	61,368	-	61,368	0%
Carn-Mul Rd 82.62 - 83.54 & 86.90 - 88.05 Resheet incl Flood		250,000	41,666	-	41,666	0%
General Road Sealing Works		-	-	472	(472)	
Capex - Beringarra-Cue Rd - Convert To Gravel		850,000	141,666	401,447	(259,781)	47%
		<b>3,667,079</b>	<b>611,154</b>	<b>817,998</b>	<b>(206,844)</b>	
<b>Total Infrastructure - Roads</b>		<b>3,667,079</b>	<b>611,154</b>	<b>817,998</b>	<b>(206,844)</b>	
(d) Infrastructure - Other	Funding Source	Annual Budget	YTD Budget	YTD Actual	YTD Variance	% Complete
		\$	\$	\$	\$	
<b>Recreation &amp; Culture</b>						
Sports Club Access Upgrade		15,000	2,500	-	2,500	0%
<b>Economic Services</b>						
Roadhouse & C/V Park Precinct Works		20,000	3,332	-	3,332	0%
Capex - Provision of Solar Power		1,100,000	183,332	-	183,332	0%
Improvements To drinking Water reticulation		180,000	30,000	11,360	18,640	6%
<b>Community Amenities</b>						
Cap-Ex - New Rubbish Tip		50,000	-	-	-	0%
Cap Ex - Niche Wall For Settlement Cemetery		30,000	5,000	440	4,560	1%
		<b>1,395,000</b>	<b>224,164</b>	<b>11,800</b>	<b>212,364</b>	
<b>Total Infrastructure - Other</b>		<b>1,395,000</b>	<b>224,164</b>	<b>11,800</b>	<b>212,364</b>	
<b>Total Capital Expenditure</b>		<b>7,021,079</b>	<b>1,048,476</b>	<b>1,175,082</b>	<b>(126,606)</b>	

SHIRE OF MURCHISON  
NOTES TO THE STATEMENT OF FINANCIAL ACTIVITY  
For the Period Ending 31 August 2022

## 10. RATING INFORMATION

	Rateable Value \$	Rate in \$	Number of Properties #	Annual Budget Revenue \$	Rate Revenue \$	Interim Rates \$	Back Rates \$	YTD Actual Revenue \$
<b>General Rates</b>								
UV Pastoral	1,232,909	0.048626	22	59,952	-	-	-	-
UV Mining	1,624,078	0.245523	11	398,748	-	-	-	-
UV Prospecting and exploration	1,486,430	0.093391	44	138,819				
<b>Total General Rates</b>				<b>597,519</b>	-	-	-	-
<b>Minimum Rates</b>								
UV Pastoral	17,304	800	6	4,800	-	-	-	-
UV Mining	-	800	0	-	-	-	-	-
UV Prospecting and exploration	112,974	800	27	21,600				
<b>Total Minimum Rates</b>				<b>26,400</b>	-	-	-	-
<b>Total General and Minimum Rates</b>				<b>623,919</b>	-	-	-	-
<b>Other Rate Revenue</b>								
Facilities fees (Ex Gratia)								-
<b>Total Rate Revenue</b>				<b>623,919</b>				-



SHIRE OF MURCHISON  
 NOTES TO THE STATEMENT OF FINANCIAL ACTIVITY  
 For the Period Ending 31 August 2022

11. INFORMATION ON BORROWINGS

(a) Debenture Repayments

(i) Loan 1 Purchase of Road Plant

	Annual Budget \$	YTD Budget \$	YTD Actual \$
<b>Transport</b>			
Opening balance	15,000	15,000	15,002
Principal payment	(15,000)	-	-
<b>Principal Outstanding</b>	-	<b>15,000</b>	<b>15,002</b>
Interest payment	(490)	-	-
Guarantee fee	-	-	-
<b>Total Principal, Interest and Fees Paid</b>	<b>(15,490)</b>	-	-

(ii) Loan 2 Roadworks in 2020-21

	Annual Budget \$	YTD Budget \$	YTD Actual \$
<b>Transport</b>			
Opening balance	1,908,469	1,908,469	1,908,469
Principal payment	(185,599)	-	-
<b>Principal Outstanding</b>	<b>1,722,870</b>	<b>1,908,469</b>	<b>1,908,469</b>
Interest payment	(34,305)	-	-
Service fee	-	-	-
<b>Total Principal, Interest and Fees Paid</b>	<b>(219,904)</b>	-	-

(iii) Loan 3 MicroGrid Power

	Annual Budget \$	YTD Budget \$	YTD Actual \$
<b>Economic Services</b>			
Opening balance	-	-	-
New Loans	950,000	-	-
Principal payment	-	-	-
<b>Principal Outstanding</b>	<b>950,000</b>	-	-
Interest payment	-	-	-
Service fee	-	-	-
<b>Total Principal, Interest and Fees Paid</b>	-	-	-

<b>Total Principal Outstanding</b>	<b>2,672,870</b>	<b>1,923,469</b>	<b>1,923,471</b>
<b>Total Principal Repayments</b>	<b>(200,599)</b>	-	-

**SHIRE OF MURCHISON**  
**NOTES TO THE STATEMENT OF FINANCIAL ACTIVITY**  
**For the Period Ending 31 August 2022**

**12. GRANTS, SUBSIDIES AND CONTRIBUTIONS**

**(a) Operating Grants, Subsidies and Contributions**

<b>Program / Details</b>	<b>Grant Provider</b>	<b>Annual Budget \$</b>	<b>YTD Budget \$</b>	<b>YTD Actual \$</b>
<b>General Purpose Funding</b>				
F.A.G Grant - General	WALGGC	998,722	249,680	249,681
F.A.G. Grant - Roads	WALGGC	217,085	54,271	54,271
<b>Law, Order and Public Safety</b>				
DFES Operating Grant	DFES	8,800	1,466	4,404
<b>Education and Welfare</b>				
Education & Welfare Revenue		250	40	-
<b>Community Amenities</b>				
Other Community Amenities Revenue		300	50	-
<b>Transport</b>				
MRWA Direct	MRWA	246,431	41,070	251,732
WANDRRA Flood Damage	MRWA	13,178,320	13,178,320	2,158,457
<b>Economic Services</b>				
Tour Area Prom Revenue		87,690	14,614	20,000
Roadhouse - Other Revenue		500	82	-
<b>Other Property &amp; Services</b>				
Diesel Fuel Rebate		100,000	16,666	-
<b>Total Operating Grants, Subsidies and Contributions</b>		<b>14,838,098</b>	<b>13,556,259</b>	<b>2,738,545</b>
<b>(b) Non-operating Grants, Subsidies and Contributions</b>				
<b>Transport</b>				
MRWA Specific	MRWA	360,000	60,000	240,000
Roads to Recovery		565,000	94,166	-
MRWA Black Spot		101,360	16,892	-
LRCIP		910,206	151,700	-
<b>Law, Order and Public Safety</b>				
Fire Prevention Grant		2,000	332	-
<b>Total Non-Operating Grants, Subsidies and Contributions</b>		<b>1,938,566</b>	<b>323,090</b>	<b>240,000</b>
<b>Total Grants, Subsidies and Contributions</b>		<b>16,776,664</b>	<b>13,879,349</b>	<b>2,978,545</b>

SHIRE OF MURCHISON  
NOTES TO THE STATEMENT OF FINANCIAL ACTIVITY  
For the Period Ending 31 August 2022

13. BUDGET AMENDMENTS

GL Code	Job Code	Description	Council Resolution	Classification	Increase in Cash	Decrease in Cash	Running Balance
---------	----------	-------------	--------------------	----------------	------------------	------------------	-----------------

## 5.7 Community Memorial

### Well-being

Social

### Background

The existing Memorial Avenue consists of a number of memorial plaques located at the base of trees adjacent to the rear of the Council Office and Playground area. It was established some years ago for the purpose of providing an opportunity to erect a memorial to those persons that have historically lived and resided in the Murchison Shire. Historically all applications were considered on their merits by Council. On, or around, the 1990s the community was requested to provide details of potential new plaques, although this action does not appear to have been documented.

Council's intention always was that these plaques be a discreet and respectful recognition/memory of former long term Murchison residents and that these plaques didn't become a shrine (artificial flowers, crosses, wreaths etc).

In the meantime, Council has proceeded in continuing development of a cemetery (officially opened in May 1988) and is also developing a rammed earth memorial wall for this very purpose.

This policy formalises these intentions.

### Objectives

To provide guidance for Council and the community in the consideration of requests for memorials to be erected within the Shire generally and specifically the Murchison Settlement.

### Details

- 1 This policy shall apply to all memorials in the Murchison Settlement and on Council controlled land, including Shire roads/road reserves.
- 2 Upon adoption of this policy there will no further installations of memorials in the Murchison Settlement or on Shire roads/road reserves without the express approval of Council.
- 3 Existing community memorials may remain in place but there shall be no other tributes such as flowers, artificial flowers, crosses, wreaths etc placed with them.
- 4 New community memorials shall be by application to the Council and be placed on the Cemetery Wall in spaces provided for the purpose.
- 5 The following matters shall form part of the consideration for applications made under this policy:
  - (a) Historical nature and length of presence of the person or people's tenure within the Murchison Shire
  - (b) Whether the person or people also have a plot allocated or presence within the cemetery

(c) Spaces available

- 6 There shall be no provisions to reserve spaces on the memorial niche wall at the cemetery without the express approval of Council.
- 7 Council shall set fees and charges, and determine operational arrangements, for the installation of all community memorials.

## **Previous**

Nil